



McCloud Community Services District

220 West Minnesota Avenue P.O. Box 640

McCloud, California 96057

Phone (530) 964-2017 Fax (530) 964-3175 e-mail mcsd@ci.mccloudcsd.ca.us

REGULAR MEETING OF THE BOARD OF DIRECTORS

SCOUT HALL - 405 E. COLOMBERO DRIVE

Monday, May 23, 2022, at 6:00 p.m.

AGENDA

The McCloud Community Services District welcomes you to this meeting. This agenda contains brief general descriptions of each item to be considered at this meeting by the Board of Directors. If you wish to speak on an item on the agenda, you will be provided the opportunity to do so prior to consideration of the item by the Board. If you wish to speak on an item that is not on the agenda, you are welcome to do so during the Public Comment portion of the meeting. Persons addressing the Board will be asked to step up to the podium and will be limited to three minutes or depending on the number of persons wishing to speak, it may be reduced to allow all members of the public the opportunity to address the Board. When addressing the Board, please state your name for the record prior to providing your comments. Please address the board as a whole through the President. Comments to individual Board members or staff are not permitted.

All documentation supporting the items on this agenda are available for public review in the District office, 220 W. Minnesota Avenue, McCloud CA 96057, during normal business hours of 9:00 a.m. to 12noon and 1:00 pm to 4:00 p.m. Monday through Friday.

In compliance with the Americans with Disabilities Act, those requiring accommodations for this meeting should notify the District office 48 hours prior to the meeting at (530) 964-2017.

1. Call to Order

2. Pledge of Allegiance

3. Approval of Minutes:

A. Discussion/action regarding approval of the minutes of the Regular Meeting of April 25, 2022.

B. Discussion/action regarding the approval of the minutes of the Special Meeting of May 12, 2022

4. Announcement of Events:

5. Communications:

6. Reports:

A. General Manager-verbal report

B. Finance Officer

C. Fire Chief

D. Directors

E. Committees

7. Consent Agenda:

A. Approval of Expenses in the amount of \$10,004.44

B. Approval of Expenses in the amount of \$54,550.89

C. Approval of Expenses in the amount of \$13,765.67

8. Old Business:

A. Discussion/possible action regarding approval of first reading or proposed changes to MCSD Policy 3270 (addendum) - Compensation for Fire and Ambulance Personnel.

B. Discussion/possible action regarding approval of first reading of proposed changes to MCSD Policy 7050 - Ambulance Duty.

C. Discussion/possible action regarding approval of first reading of proposed changes to MCSD Policy 7040 - Fire Department Duty Officer/Duty Chief.

9. New Business:

A. Discussion/possible action regarding the MCSD 2021-2022 3rd Quarter Financial Report

10. Public Comment: This time is provided to receive information from the public regarding issues that **do not** appear on the agenda (persons addressing the Board will be asked to step up to the podium and will be limited to three minutes or depending on the number of persons wishing to speak, it may be reduced to allow all members of the public the opportunity to address the Board).

11. Adjourn open session

12. Public Comment: This time is provided to receive information from the public regarding issues that **do** appear on the closed session agenda.

13. Convene a Closed Session:

A. Convene a Closed Session Pursuant to California Government Code §54957.6(a)- General manager to meet with the local agency's designated representatives regarding the salaries, salary schedule, or fringe benefits of its represented and unrepresented employees.

14. Reconvene open session and announce any action taken.

15. Adjourn

MCSD Mission Statement

McCloud Community Services District will strive to provide the full range of municipal services, at a reasonable cost applied consistently to all customers, while maintaining a healthy infrastructure and environmental integrity.

**MINUTES OF A
REGULAR MEETING OF THE BOARD OF DIRECTORS
April 25, 2022 at 6:00 PM**

A regular meeting of the Board of Directors of the McCloud Community Services District was called to order at 6:00 p.m. Three Directors (Richey, Young, Zanni) were present. M. Hanson and M. Rorke were absent. Also present were General Manager Amos McAbier(*late-6:12 PM*), Fire Chief Charlie Miller, Finance Officer Mike Quinn. District Secretary Andrea Mills was absent.

1. Call to Order

2. Pledge of Allegiance

3. Approval of Minutes:

A. Discussion/action regarding approval of the minutes of the Special Meeting of April 11, 2022.

R. Zanni mad a motion to approve the minutes of the Special Meeting of April 11, 2022; seconded by C. Richey. Motion passed with 3 ayes(Young, Zanni, Richey) 2 absent (Hanson, Rorke)

B. Discussion/action regarding approval of the minutes of the Regular Meeting of April 11, 2022.

R. Zanni mad a motion to approve the minutes of the Regular Meeting of April 11, 2022; seconded by C. Richey. Motion passed with 3 ayes(Young, Zanni, Richey) 2 absent (Hanson, Rorke)

4. Announcement of Events:

5. Communications:

6. Reports:

- A.** General Manager- No report
- B.** Finance Officer- *Reported on Audit status*
- C.** Fire Chief-*Verbal Report*
- D.** Public Works Superintendent- No report
- E.** Directors- *No reports*
- F.** Committees-*No reports*

7. Consent Agenda:

A. Approval of Expenses in the amount of \$11,504.44.
Tabled, No documentation in agenda packet.

8. Old Business: None

9. New Business:

A. Discussion/possible action regarding the park fee schedule and T-ball / Little league fees, Snack Shack rental fees.

R. Zanni made a motion not to charge local T-ball and Little League Teams for field use for the 2022 season and only charge the McCloud Rec. Council a one-time fee of \$40.00 for the use of the snack shack use during the games for the 2022 season; seconded by C. Young, Motion passed with 3 ayes (Young, Zanni, Richey) two absent, (Hanson, Rorke).

B. Discussion/possible action regarding approval of first reading of proposed changes to MCSD Policy 3270 (addendum) - Compensation for Fire and Ambulance Personnel.

Tabled

C. Discussion/possible action regarding approval of first reading of proposed changes to MCSD Policy 7050 - Ambulance Duty.

Tabled

D. Discussion/possible action regarding approval of first reading of proposed changes to MCSD Policy 7040 - Fire Department Duty Officer/Duty Chief.

Tabled

10. Public Comment: This time is provided to receive information from the public regarding issues that **do not** appear on the agenda (persons addressing the Board will be asked to step up to the podium and will be limited to three minutes or depending on the number of persons wishing to speak, it may be reduced to allow all members of the public the opportunity to address the Board).

No Comments

11 Adjourn at 6:48 PM

Catherine Young/President of the Board

Andrea Mills/Secretary of the Board

**MINUTES OF A
SPECIAL MEETING OF THE BOARD OF DIRECTORS
MAY 12, 2022, at 6:00 PM**

A special meeting of the Board of Directors of the McCloud Community Services District was called to order at 6:02 p.m. via Zoom. Five Directors (Richey, Hanson, Rorke, Young, Zanni) were present. Also present were General Manager Amos McAbier, Finance Officer Mike Quinn.

1. Call to Order and Roll Call

Hanson-present

Young-present

Richey-present, with audio issues

Zanni-present

Rorke-present

2. Authorize a Virtual Zoom/Teleconference Meeting

Action: Pass a Motion by Majority vote under Gov. Code, § 54953, subd. (e)(1)(B) that as a result of the COVID-19 emergency: (i) meeting in person would present imminent risks to the health or safety of attendees; and (ii) the meeting is authorized to be held by teleconference pursuant to Gov. Code, § 54953, subd. (e)(1)(C)

Authorized with three ayes (Young, Richey, Rorke), two nays (Hanson, Zanni)

3. Public Comment: This time is provided to receive information from the public regarding issues that **do** appear on the agenda.

No public in attendance

4. New Business:

A. Appointment of Interview Committee for the position of District Secretary.

Catherine Young and Mick Hanson will be on the committee

5. Adjourn open session.

6. Convene a Closed Session: Pursuant to California Government Code § 54957(b) Public Employee Discipline/Dismissal/Release.

7. Reconvene open session and announce any action taken.

At 6:25, Catherine Young announced that Amos McAbier is also present. Under gov't code 54957.1 sub (a5), in closed session the board decided to adopt MCSD Resolution No. 4, 2022 (a confidential resolution) which confirmed the hearing officer's decision to terminate the Public

Works Superintendent. Motion passed with 4 ayes (Young, Hanson, Richey, Rorke) one abstained (Zanni).

7. Adjourn at 6:26 PM

Catherine Young/President of the Board

Andrea Mills/Secretary of the Board

DRAFT

MCSO BOARD OF DIRECTORS
Finance Officer's Report
May 23, 2022

AGENDA SUPPORTING DOCUMENT
Agenda Item No. 6 B

- 1. Verbal updates on Audit**
- 2. Discussion on proposed minimum wage increase**
- 3. Discussion on use of retired annuitants**
- 4. Update on Budget**
- 5. General discussion**



**MCCLOUD COMMUNITY SERVICES DISTRICT
2020-21 SALARY SCHEDULE**

Effective January 1, 2023

New 2 year MOU agreement with Projected January 1, 2023 minimum wage increase to \$15.50 5-19-22

POSITION	TIME	07/01/2021- AM		7-1-19 to 6-30-21 AM		05/15/18-06/30/18 KD		7-1-17 to 5-31-18 KP	
		\$	\$	\$	\$	\$	\$	\$	\$
GENERAL MANAGER FLSA OT Exempt	ANNUALLY	\$ 78,037.65	\$ 75,000.00	\$ 68,000.00	\$ 70,000.00	\$ 75,000.00			
	MONTHLY	\$ 6,503.14	\$ 6,250.00	\$ 5,666.67	\$ 5,833.33	\$ 6,250.00			
	BI-WEEKLY	\$ 3,001.45	\$ 2,884.62	\$ 2,615.38	\$ 2,692.31	\$ 2,884.62			
	HOURLY	\$ 37.52	\$ 36.06	\$ 32.69	\$ 33.65	\$ 36.06			
FIRE CHIEF / PT FLSA OT Exempt	ANNUALLY	\$ 25,000.00							
	MONTHLY	\$ 2,083.33							
	BI-WEEKLY	\$ 961.54							
	QUARTERLY	\$ 1,171.60							
ASSISTANT FIRE CHIEF VOLUNTEER	ANNUALLY	\$ 292.90							
	POINTS	\$ 10.00							
	POINTS	\$ 20.00							
	POINTS	\$ 20.00							
FIREFIGHTER VOLUNTEERS EMT/PARAMEDIC	ANNUALLY	\$ 50,408.77	\$ 52,932.22	\$ 55,572.34	\$ 58,363.94	\$ 61,263.75	\$ 64,336.67	\$ -	\$ -
	MONTHLY	\$ 4,200.73	\$ 4,411.02	\$ 4,631.03	\$ 4,863.66	\$ 5,105.31	\$ 5,361.39	\$ -	\$ -
	BI-WEEKLY	\$ 1,938.80	\$ 2,035.85	\$ 2,137.40	\$ 2,244.77	\$ 2,356.30	\$ 2,474.49	\$ -	\$ -
	HOURLY	\$ 24.23	\$ 25.45	\$ 26.72	\$ 28.06	\$ 29.45	\$ 30.93	\$ -	\$ -
PW SUPERINTENDANT FLSA OT Exempt	ANNUALLY	\$ 51,439.04	\$ 54,122.44	\$ 56,805.84	\$ 59,489.24	\$ 62,172.64	\$ 64,856.04	\$ -	\$ -
	MONTHLY	\$ 4,286.59	\$ 4,510.20	\$ 4,733.82	\$ 4,957.44	\$ 5,181.05	\$ 5,404.67	\$ -	\$ -
	BI-WEEKLY	\$ 1,978.42	\$ 2,081.63	\$ 2,184.84	\$ 2,288.05	\$ 2,391.26	\$ 2,494.46	\$ -	\$ -
	HOURLY	\$ 24.73	\$ 26.02	\$ 27.31	\$ 28.60	\$ 29.89	\$ 31.18	\$ -	\$ -
DISTRICT SECRETARY	ANNUALLY	\$ 35,360.28	\$ 36,637.06	\$ 37,394.47	\$ 38,498.13	\$ 39,536.86	\$ 40,813.64	\$ 42,544.87	\$ 42,934.39
	MONTHLY	\$ 2,946.69	\$ 3,053.09	\$ 3,116.21	\$ 3,208.18	\$ 3,294.74	\$ 3,401.14	\$ 3,545.41	\$ 3,577.87
	BI-WEEKLY	\$ 1,360.01	\$ 1,409.12	\$ 1,438.25	\$ 1,480.70	\$ 1,520.65	\$ 1,569.76	\$ 1,636.34	\$ 1,651.32
	HOURLY	\$ 17.00	\$ 17.61	\$ 17.98	\$ 18.51	\$ 19.01	\$ 19.62	\$ 20.45	\$ 20.64
REFUSE OPERATOR	ANNUALLY	\$ 34,191.71	\$ 36,420.66	\$ 38,649.61	\$ 40,878.56	\$ 43,107.52	\$ 45,336.47	\$ 47,565.42	\$ 49,794.38
	MONTHLY	\$ 2,849.31	\$ 3,035.05	\$ 3,220.80	\$ 3,406.55	\$ 3,592.29	\$ 3,778.04	\$ 3,963.79	\$ 4,149.53
	BI-WEEKLY	\$ 1,315.07	\$ 1,400.79	\$ 1,486.52	\$ 1,572.25	\$ 1,657.98	\$ 1,743.71	\$ 1,829.44	\$ 1,915.17
	HOURLY	\$ 16.44	\$ 17.51	\$ 18.58	\$ 19.65	\$ 20.72	\$ 21.80	\$ 22.87	\$ 23.94
UTILITY WORKER I	ANNUALLY	\$ 37,091.51	\$ 38,757.81	\$ 40,445.76	\$ 42,133.70	\$ 43,583.60	\$ 45,747.64	\$ 47,673.62	\$ 47,781.83
	MONTHLY	\$ 3,090.96	\$ 3,229.82	\$ 3,370.48	\$ 3,511.14	\$ 3,631.97	\$ 3,812.30	\$ 3,972.80	\$ 3,981.82
	BI-WEEKLY	\$ 1,426.60	\$ 1,490.69	\$ 1,555.61	\$ 1,620.53	\$ 1,676.29	\$ 1,759.52	\$ 1,833.60	\$ 1,837.76
	HOURLY	\$ 17.83	\$ 18.63	\$ 19.45	\$ 20.26	\$ 20.95	\$ 21.99	\$ 22.92	\$ 22.97
UTILITY WORKER II	ANNUALLY	\$ 40,337.56	\$ 41,506.13	\$ 43,583.60	\$ 45,769.28	\$ 48,041.51	\$ 50,443.59	\$ 52,066.61	\$ 52,412.86
	MONTHLY	\$ 3,361.46	\$ 3,458.84	\$ 3,631.97	\$ 3,814.11	\$ 4,003.46	\$ 4,203.63	\$ 4,338.88	\$ 4,367.74
	BI-WEEKLY	\$ 1,551.44	\$ 1,596.39	\$ 1,676.29	\$ 1,760.36	\$ 1,847.75	\$ 1,940.14	\$ 2,002.56	\$ 2,015.88
	HOURLY	\$ 19.39	\$ 19.95	\$ 20.95	\$ 22.00	\$ 23.10	\$ 24.25	\$ 25.03	\$ 25.20
WASTE WATER GRADE I CERT.	HOURLY	\$ 70.00							
CHIEF PLANT OPERATOR / PT	HOURLY	\$ 15.65							
INTERIM UTILITY WORKER / PT	HOURLY	\$ 15.50	\$ 15.97	\$ 16.44	\$ 16.94	\$ 17.45	\$ 17.97	\$ 18.51	\$ 19.06
ACCOUNTING CLERK / PT	HOURLY	\$ 15.50	\$ 15.89	\$ 16.28	\$ 16.69	\$ 17.11	\$ 17.54	\$ -	\$ -
JANITOR / PT	HOURLY	\$ 15.50	\$ 16.04	\$ 16.60	\$ 17.19	\$ 17.79	\$ 18.41	\$ -	\$ -
LIBRARY AIDE / PT	HOURLY	\$ 15.50	\$ 16.20	\$ 16.93	\$ 17.69	\$ 18.48	\$ 19.32	\$ -	\$ -
PARK MAINTENANCE / PT	HOURLY	\$ 15.50	\$ 16.20	\$ 16.93	\$ 17.69	\$ 18.48	\$ 19.32	\$ -	\$ -
CHIEF PLANT OPERATOR / PT	HOURLY	\$ 70.00							
INTERIM UTILITY WORKER / PT	HOURLY	\$ 15.65							
ACCOUNTING CLERK / PT	HOURLY	\$ 15.50	\$ 15.97	\$ 16.44	\$ 16.94	\$ 17.45	\$ 17.97	\$ 18.51	\$ 19.06
JANITOR / PT	HOURLY	\$ 15.50	\$ 16.04	\$ 16.60	\$ 17.19	\$ 17.79	\$ 18.41	\$ -	\$ -
LIBRARY AIDE / PT	HOURLY	\$ 15.50	\$ 16.20	\$ 16.93	\$ 17.69	\$ 18.48	\$ 19.32	\$ -	\$ -
PARK MAINTENANCE / PT	HOURLY	\$ 15.50	\$ 16.20	\$ 16.93	\$ 17.69	\$ 18.48	\$ 19.32	\$ -	\$ -

*Work hours limited to what is necessary to effectively administer the testing of the sewer lagoons

MOU expiring 05/31/2023 Section 7.04 Incentive pay allows for a 1% increase to base wage for those employees who obtain job related licenses or certificates which are beyond those required for their assigned classification. In specifics or when the salary steps defined above do not reflect automatic increases for pay of the employee, the Public Works Director as an incentive for the employee to perform his/her duties in a manner that exhibits his/her commitment to the District, the District Manager shall review the employee's performance on an annual basis at minimum and recommend advancement if warranted.

McCloud Fire Department Monthly Fire Chiefs Report

Report Month: April

Year: 2022

Member Information

Total Department members including Auxiliary: 34 New Members: 2 (Shift Firefighters)

Total Paramedics: 3	Active: 3	Inactive: 0
Total EMT's: 3	Active: 3	Inactive: 0
Members Resigned: 0	Members Terminated: 0	
Shift Firefighters: 5	Active: 3	

Members on leave of absence: 3 Nate Girard, Ben Garcia & Bob Masciola (health reasons)

Volunteer notes: A very well attended month for both training and emergency calls.

McCloud Fire Department Personnel Totals

Month: April 2022

ID	Name	Rank	Shift Hours	Training Hours	Duty Shifts	EMS Transports	Calls	% Calls made
1759	Chandler, Kc	Firefighter	8	69	N/A	N/A	4	16.67
1763	Bolado, Alex	FF Candidate	0	3	N/A	0	0	0
1747	Dewitt, Joe	Firefighter	0	3	N/A	N/A	2	8.33
1729	Fay, Dan P	Firefighter	0	48	N/A	N/A	11	45.83
1749	French, Bruce D	Firefighter	4	9	N/A	N/A	5	20.83
1708	Garcia, Ben	Lieutenant	0	0	N/A	N/A	0	0
1705	Girard, Nate	Division Chief	0	6	0	0	0	0
1723	Girard, Parker	Explorer	0	6	N/A	N/A	0	0
1760	Glenn, Alisa	Firefighter	6	19	N/A	N/A	0	0
1733	Glynn, Jerry	Auxiliary/Driver	0	0	N/A	N/A	0	0
1712	Gray, Jessie	Firefighter	0	3	N/A	N/A	0	0
1752	Lewis, James	Firefighter (Shift)	24	12	N/A	N/A	2	8.3333
1757	Lukenbill, Joel	Firefighter (Shift)	8	64	N/A	N/A	0	0
1704	Marques, Steve	Captain	0	0	0	0	0	0
1730	Masciola, Bob	Firefighter	0	0	N/A	N/A	0	0
1748	Masciola, Nathan	Firefighter	12	6	N/A	N/A	9	37.5
1735	McAbier, Amos	Firefighter	0	0	N/A	0	0	0
1746	Memmer, Jettus	Firefighter	0	25	N/A	N/A	9	37.5
1722	Miller, Cindy Ann	Firefighter	10	9	N/A	3	4	16.667
1700	Miller, Darrell "Charlie"	Chief	N/A	60	N/A	N/A	17	70.833
1750	Mullet, Michael	Captain (Shift)	4	2	0	0	0	0
1755	Oliver, Scott	Auxiliary/Driver	0	28	N/A	N/A	2	8.3333
1762	Palmer, CJ	Shift	8	0	N/A	N/A	0	0
1754	Prouty, Sean	Captain	N/A	22	N/A	N/A	5	20.833
1751	Quiring, Jaden H	Firefighter	7	25	N/A	N/A	2	8.3333
1756	Richardson, Justen	Firefighter (Shift)	8	0	N/A	N/A	0	0
1731	Richardson, Stephen	Captain	0	16	1	N/A	0	0
1745	Roseberry, Uilliana	Firefighter	4	51	N/A	N/A	3	12.5
1711	Sager, Donna	Battalion Chief	0	0	0	N/A	0	0
1758	Thompson, Imani "Bea"	Firefighter	8	48	N/A	N/A	4	16.667
1702	Thomsen, Kirk S	Assistant Chief	0	0	4	0	3	12.5
1710	Tolosano, Peter	Battalion Chief	0	0	0	N/A	0	0
1701	Vogus, Trenton	Assistant Chief	2	11	3	0	7	29.167
1728	Worthington, Michael	Firefighter	0	0	0	0	0	0
Totals			Shift Hours	Training Hours	Duty Shifts	EMS Transports	Calls	% Calls made
			103	545	8	3	89	

McCloud Fire Department Monthly Fire Chiefs Report

Report Month: April

Year: 2022

CHIEF 1700

Darrell "Charlie" Miller (EMT-P) Engine Operator

ASST. CHIEF/OPERATIONS 1701

Trenton Vogus (Firefighter/EMT) Engine Operator

ASST. CHIEF/EMS DIRECTOR 1702

Kirk Thomsen (Firefighter/EMT -P) Engine Operator

Recruitment/Retention Coordinator

Sean Prouty (Firefighter/EMT-P)

DIV. CHIEF/TRAINING OFFICER 1705

Nate Girard (Firefighter/EMT) Engine Operator

FIRE CAPTAIN 1706

Stephen Richardson

FIRE LIEUTENANT 1708

OPEN

SQUAD LIEUTENANT 1709

OPEN

FIRE FIGHTER'S / EMT'S

Jettus Memmer (FF/EMR)

Engine Operator

Mike Worthington (FF/EMT-1)

Engine Operator

Cindy Miller (FF/EMT-1)

Engine Driver Trainee

James Lewis

Engine Operator (Trainee)

Nathan Masciola (FF/1st Responder)

Engine Operator

Joe Dewitt (FF/EMR)

Engine Operator

Alisa Glenn

Jaden Quiring

KC Chandler

Auxiliary/Non-Firefighters, Drivers & Support Staff

Peter Tolosano
(Battalion Chief 1710)

Donna Sager
(Battalion Chief 1711)

Amos McAbier (Wildland FF)
(Engine Driver)

Dan Fay (Wildland FF)
(Ambulance/Engine Operator)

Jessie Gray (Wildland FF)
(Ambulance Driver)

Richie Fessler
(Engine Driver)

Ulianna Roseberry
(Ambulance & Engine Driver trainee)

Bob Masciola
(Ambulance Driver)

Jerry Glynn
(Engine Driver)

Bruce French
(Ambulance Driver)

Merlin Huddleston

Scott Oliver
(Engine Driver Trainee)

Mike Mullet
(Fire Captain)

Shift Firefighters

CJ Palmer
(Dunsmuir FD)

Joel Lukenbill
(Rope Rescue Technician)

Justen Richardson

Bill Lachenmyer

Orion Alley
(USFS)

McCloud Fire Department Monthly Fire Chiefs Report

Report Month: April

Year: 2022

INCIDENT TYPE	# INCIDENTS
320 - Emergency medical service, other	1
321 - EMS call, excluding vehicle accident with injury	11
322 - Motor vehicle accident with injuries	1
324 - Motor vehicle accident with no injuries.	1
554 - Assist invalid	1
600 - Good intent call, other	1
611 - Dispatched & cancelled en route	5
661 - EMS call, party transported by non-fire agency	1
700 - False alarm or false call, other	2
Total Incidents	24

Total Calls for service this calendar year: 24

Total Z.I.B. area Calls this month: 1 Total ZIB Contract Calls this Fiscal Year: 0

Fire Calls

Total Fires: 0 Structure: 0 Vegetation: 0 Vehicle Fires: 0 Nuisance: 0

In Town: 0 Mutual Aid/Auto Aid: 0 Z.I.B. Area: 0

Fire Notes: None to report.

Medical Calls

Total Medical Calls: 15 (includes traffic collisions) Traffic Collisions: 1 Non-Injury: 1

Transported by Medic 17: 11 Paramedic Intercept: 0

Transported by MSAS: 1 Non-Transport: 3 BLS: 4 ALS: 8

In Town: 14 Mutual Aid/Auto Aid: 2 Z.I.B. Area: 2

Medical Notes: Nothing to note.

Miscellaneous Calls

Total Miscellaneous Calls: 8

HAZMAT: 0 Lift Assist: 1 Public Assist (other): 6
Rescue Calls: 0 Smoke Check: 0 Alarm Sounding: 1 Gas Leak: 0
In Town: 8 Mutual Aid/Auto Aid: 0 Z.I.B. Area: 0

Miscellaneous call notes: Again, no calls were missed this month.

McCloud Fire Department Monthly Fire Chiefs Report

Report Month: April

Year: 2022

Station

Station 17-Leatherman Fire Hall:

Met with an engineer to discuss his company working with the Siskiyou County building Department. He will report back soon with recommendations to present to the MCSD Board concerning remodel of Station 17. No cost to the department or MCSD as of yet.

Rainy weather has shown issues with the current gravel areas of Station 17. Large pools of water after snowmelt and rain need to be addressed. We recommend getting an estimate to pave the grounds.

Apparatus

Unit 1705 (Red Chevy Tahoe): Nothing to report.

Unit 1701 (White Chevy Tahoe): Received Ownership Title from the State of Oregon. CA DMV Registration completed. Nothing mechanical to report.

Utility 17 (Dodge Ram Pickup): Oil changed 3/23/22 replaced windshield wipers. No other mechanical issues currently.

Squad 1740: Warranty/Recall repairs in Redding. Electrical issue resolved in house.

Medic 17: Continues to experience electrical issues. Attempting to fix in house. Gurney serviced by Stryker.

Engine 1711: Good condition. Oil change needed.

Engine 1712: Good condition. Oil change needed. Nothing to report.

Engine 1715: Good condition. Stored in Shasta Forest Estates.

Engine 1776: Not in service yet.

McCloud Fire Department Monthly Fire Chiefs Report

Report Month: April

Year: 2022

Training

Fire Department Drills

#1 Fire: (Thursday 6-10 pm)

Date: 4/07/2022 Topic: Structure Fire Search and Rescue

#2 Fire: (Thursday 6-10 pm)

Date: 4/17/2022 Topic: Daily, Weekly and Monthly Vehicle Inspections.

#3 Fire: (Thursday 6-10 pm)

Date: 4/21/2022 Topic: Salvage Operations

#4 Fire: (Thursday 6-10 pm)

Date: 4/28/2022 Topic:

Training Notes: See monthly training report

Community Involvement: 6 Members attended the Yearly Luncheon at the McCloud River Club.

Ordinance 28 Issues: None this month.

McCloud Fire Department Monthly Fire Chiefs Report

Report Month: April

Year: 2022

Billing

Billing: Billing for all possible revenue continues.

CSA 4/ZIB Billing: 1st & 2nd quarter bill sent. **Total Fiscal Year Payments Received: \$0**

CSA 3 Stipend/equipment purchases **Total CSA 3 Fiscal Year Received: \$**

EF Recovery: No billable calls again this month.

Billed (FY 20/21): \$3,232.10 **Received (FY 20/21):** \$1404.75

EF Recovery Accounts Receivable: \$1827.35 - \$89.54 for denied claim= \$1737.81

CALFIRE: \$0.

USFS: \$0.

CA Office of Emergency Services/CA Fire Assistance Agreement (CFAA): All invoices and several updated (with additional amounts) have been returned to CA OES for payment. CFO to Report on progress of revenue received.

Medical Billing:

March Wittman Enterprises Billing Report (Wittman Reports run 1 month behind)

INVOICE 2203028

TO: McCloud Community Service District
FROM: Wittman Enterprises, LLC
DATE: April 18, 2022
FOR: Billing Services Performed in **March 2022**

Gross Collections	\$	10,027.15
Less Refunds	\$	-
Net Collections	\$	10,027.15
Fee Based on 8% of Net Collections	\$	802.17
CURRENT MONTH BALANCE:	\$	802.17
Prior month (February) balance:	\$	363.43
TOTAL AMOUNT:	\$	1,165.60

McCloud Fire Department Monthly Fire Chiefs Report

Report Month: April

Year: 2022

Fiscal Year 20/21 Whitman Enterprises Billing Report

Average Net Charges (Fiscal year to date):

\$8,040.03

	CHARGES	MCARE WRITE DOWNS	MCAL WRITE DOWNS	OTHER CONTRACTUAL WRITE DOWNS	NET CHARGES	PAYMENTS	REFUNDS	COLL ADJ	NET PAYMENTS	BAD DEBT WRITE OFFS	ADJUSTMENTS	NEW A/R BALANCE
JULY '21	\$ 25,780.75	\$ 9,805.84	\$ 76.07	\$ -	\$ 13,898.84	\$ 8,110.94	\$ -	\$ -	\$ 8,110.94	\$ -	\$ -	\$ 65,493.75
AUGUST '21	\$ 35,496.35	\$ 21,863.66	\$ 10,031.91	\$ -	\$ 3,600.78	\$ 13,484.85	\$ -	\$ -	\$ 13,484.85	\$ -	\$ 6.15	\$ 53,615.83
SEPTEMBER '21	\$ 28,923.66	\$ 12,423.89	\$ 2,161.33	\$ -	\$ 14,338.44	\$ 10,063.53	\$ -	\$ -	\$ 10,063.53	\$ -	\$ -	\$ 57,890.74
OCTOBER '21	\$ 21,265.55	\$ 14,457.06	\$ 7,221.40	\$ -	\$ (412.91)	\$ 8,448.29	\$ 466.45	\$ -	\$ 7,981.84	\$ -	\$ (324.81)	\$ 49,171.18
NOVEMBER '21	\$ 11,298.00	\$ 580.07	\$ 7,704.39	\$ -	\$ 3,014.14	\$ 9,616.79	\$ -	\$ -	\$ 9,616.79	\$ -	\$ -	\$ 42,568.53
DECEMBER '21	\$ 28,188.50	\$ 13,386.44	\$ 3,308.09	\$ -	\$ 11,498.97	\$ 2,100.87	\$ -	\$ -	\$ 2,100.87	\$ -	\$ -	\$ 51,966.65
JANUARY '22	\$ 20,828.00	\$ 7,626.35	\$ 3,960.48	\$ -	\$ 9,241.17	\$ 5,312.80	\$ -	\$ -	\$ 5,312.80	\$ -	\$ -	\$ 55,895.00
FEBRUARY '22	\$ 18,872.05	\$ 11,465.43	\$ 141.51	\$ -	\$ 7,265.11	\$ 4,542.87	\$ -	\$ -	\$ 4,542.87	\$ -	\$ (125.00)	\$ 58,492.24
MARCH '22	\$ 19,237.20	\$ (476.24)	\$ 9,797.72	\$ -	\$ 9,915.72	\$ 10,027.15	\$ -	\$ -	\$ 10,027.15	\$ -	\$ -	\$ 58,380.81
APRIL '22	\$ -	\$ -	\$ -	\$ -	\$ -	\$ -	\$ -	\$ -	\$ -	\$ -	\$ -	\$ -
MAY '22	\$ -	\$ -	\$ -	\$ -	\$ -	\$ -	\$ -	\$ -	\$ -	\$ -	\$ -	\$ -
JUNE '22	\$ -	\$ -	\$ -	\$ -	\$ -	\$ -	\$ -	\$ -	\$ -	\$ -	\$ -	\$ -
YEAR TO DATE TOTALS	\$ 207,890.66	\$ 91,132.50	\$ 44,397.90	\$ -	\$ 72,360.26	\$ 71,708.09	\$ 466.45	\$ -	\$ 71,241.64	\$ -	\$ (443.65)	

Average Net Payments/Revenue (Fiscal Year to Date):

\$7,915.74

Outstanding Whitman Accounts Receivable as of Feb 15, 2022: **\$58,380.81**

General department message:

Medic 17 was staffed ALS at most times during January. No calls were unattended by department personnel.

Submitted By: *Darrell Miller* Darrell "Charlie" Miller

Date: 5/1/2022

5 Star Bank
* ... Over spent expenditure

Claim/	Check	Invoice #/Inv Date/Description	Vendor #/Name/	Document \$/ Line \$	Disc \$	PO #	Fund	Org	Acct	Object	Proj	Cash Account
10741		1223 ANTHEM BLUE CROSS (Entity		1,823.20								
		CalPERS Health Account Payment										
		103937645I 04/08/22 CalPers 5-1-22 - 6-1-22		1,823.20*			1010		401200	230		101000
		Total for Vendor:		1,823.20								
		*** Claim from another period (3/22) ****										
10740		1174 BARTKIEWICZ, KRONICK & SHANAHAN		1,957.50								
		March 2022 Legal Services										
		Mar2022 04/06/22 Legal Services		1,812.50*			1010		402000	390		101000
		Mar2022 04/06/22 Legal Services		145.00*			3000		402000	390		101000
		Total for Vendor:		1,957.50								
10739		10 BAXTER AUTO PARTS		162.76								
		Battery for Park Truck										
		Oil Filter for Silver Ford										
		1567410047 04/19/22 Battery for Park Truck		152.15*		3608	1070		403000	530		101000
		1567410058 04/19/22 Oil Filter for Silver Ford		2.65*		3608	1050		403000	530		101000
		1567410058 04/19/22 Oil Filter for Silver Ford		2.65*		3608	1090		403000	530		101000
		1567410058 04/19/22 Oil Filter for Silver Ford		2.65*		3608	2000		403000	530		101000
		1567410058 04/19/22 Oil Filter for Silver Ford		2.66*		3608	3000		403000	530		101000
		Total for Vendor:		162.76								
10724		1145 CARLOS CALVILLO		156.20								
		Reimbursement for Clothing Allowance 2022										
		BootBarn 04/10/22 Reimb. for Clothing Allowanc		39.05*		3607	1050		402000	360		101000
		BootBarn 04/10/22 Reimb. for Clothing Allowanc		39.05*		3607	1090		402000	360		101000
		BootBarn 04/10/22 Reimb. For Clothing Allowanc		39.05*		3607	2000		402000	360		101000
		BootBarn 04/10/22 Reimb. For Clothing Allowanc		39.05*		3607	3000		402000	360		101000
		Total for Vendor:		156.20								
10730		277 CROSS PETROLEUM		1,446.20								
		Vehicle Fuel 4/1/22-4/15/22										
		CL20032 04/15/22 Fire-Cheve Tahoe 4/4/22 12853		96.72*			1040		403000	430		101000
		CL20032 04/15/22 Fire-White Tahoe 4/4/22 13528		70.63*			1040		403000	430		101000
		CL20032 04/15/22 Fire-White Tahoe 4/5/22 13544		59.30*			1040		403000	430		101000
		CL20032 04/15/22 Flat Bed 4/05/22 5,068mi		46.29*			1050		403000	420		101000
		CL20032 04/15/22 Flat Bed 4/05/22 5,068mi 33%		46.29*			1090		403000	420		101000

MCCLOUD COMMUNITY SERVICES DISTRICT
 Claim Approval List
 For the Accounting Period: 4/22

5 Star Bank
 * ... Over spent expenditure

Claim/	Check	Invoice	Vendor #/Name/ #/Inv Date/Description	Document \$/ Line \$	Disc \$	PO #	Fund Org Acct	Object Proj	Cash Account
	CL20032	04/15/22	Flat Bed 4/05/22 5,068mi 33%	46.29*			2000 403000	420	101000
	CL20032	04/15/22	Flat Bed 4/05/22 5,068mi 33%	46.30*			3000 403000	420	101000
	CL20032	04/15/22	Silver Ford 4/14/22 81,894mi	24.94*			1050 403000	430	101000
	CL20032	04/15/22	Silver Ford 4/14/22 81,894mi	24.94*			1090 403000	430	101000
	CL20032	04/15/22	Silver Ford 4/14/22 81,894mi	24.94*			2000 403000	430	101000
	CL20032	04/15/22	Silver Ford 4/14/22 81,894mi	24.95*			3000 403000	430	101000
	CL20032	04/15/22	Rear Loader 4/12/22 18,248mi	230.26*			1090 403000	420	101000
	CL20032	04/15/22	Side Loader 4/5/22 22,024mi	231.81*			1090 403000	420	101000
	CL20032	04/15/22	Fire Engine 1712 22,148mi	64.25*			1040 403000	420	101000
	CL20032	04/15/22	Fire-Dodge Ram 4/3/22 109,106	107.51*			1040 403000	430	101000
	CL20032	04/15/22	Fire-Medic 17 4/4/22 28,835mi	68.24*			1040 403000	20 101000	
	CL20032	04/15/22	Fire-Medic 17 4/7/22 28,293mi	72.26*			1040 403000	20 101000	
	CL20032	04/15/22	Fire-Squad 1754 4/3/22 9,617	65.35*			1040 403000	420	101000
	CL20032	04/15/22	Fire-Squed 1754 4/7/22 9,740	94.93*			1040 403000	420	101000
			Total for Vendor:	1,446.20					
			*** Claim from another period (3/22) ****	32.00					
10726			460 DEPT. OF JUSTICE						
March	2022		Fingerprint Apps						
	574689	04/05/22	Mar2022 Fingerprint Apps	32.00*			5004 402000	345	101000
			Total for Vendor:	32.00					
			*** Claim from another period (3/22) ****	243.23					
10727			42 DON R ERICKSON OIL						
Dyed	Diesel								
	184828	03/30/22	Dyed Diesel 48 @ \$4.72 25%	60.81*			1050 403000	420	101000
	184828	03/30/22	Dyed Diesel 48 @ \$4.72 25%	60.81*			1090 403000	420	101000
	184828	03/30/22	Dyed Diesel 48 @ \$4.72 25%	60.81*			2000 403000	420	101000
	184828	03/30/22	Dyed Diesel 48 @ \$4.72 25%	60.80*			3000 403000	420	101000
			Total for Vendor:	243.23					
			*** Claim from another period (3/22) ****	350.00					
10729			70 FIRST BANKCARD - DISTRICT CARD						
Mar	2022		Credit Card Activity						
			Reginato's 03/20/22 Reginato's - Fuel for SL R	150.00*			1090 403000	420	101000
			MSFT 03/20/22 Microsoft (IT Service)	200.00*			1010 402000	396	101000
			Total for Vendor:	350.00					

5 Star Bank
 * ... Over spent expenditure

Claim/	Check	Invoice #/Name/ Vendor #/Inv Date/Description	Document \$/ Line \$	Disc \$	PO #	Fund Org Acct	Object Proj	Cash Account
10737		69 FIRST BANKCARD - FIRE DEPT *** Claim from another period (3/22) **** 309.90						
March		2022 Credit Card Activity						
		PayPal Reg 03/01/22 Regional Training Credit	-42.50*			5004 402000	350	101000
		PayPal Reg 03/01/22 Regional Training Credit	-166.50*			5004 402000	350	101000
		USPS 03/23/22 1st class mail	4.50*		3797	1040 403000	411	101000
		Martens Va 03/25/22 (2) Soft Sweep Pushbrooms	42.88*		3798	1040 403000	510	101000
		Goodwill 03/25/22 (3) Uniform Pants	25.22*		3787	1040 402000	360	101000
		Lassen CC 03/25/22 Fire Contro IV Class	111.00*		3788	1040 402000	350	101000
		Solano's 03/30/22 Cleaners & Fasteners	17.66*		3665	1040 403000	400	101000
		Sierra CC 04/01/22 Ethical Leadership Class	150.50*		3799	5004 402000	350	101000
		Costco 04/05/22 Case of Paper Towels	28.95*		3662	1040 403000	400	101000
		Hilton 04/05/22 1 Night Stay-SAFER Training	138.19*		3791	5004 402000	350	101000
		Total for Vendor:	309.90					
		*** Claim from another period (3/22) ****						
10733		1224 GateHouse Media California	345.00					
Ordinance NO 29 Publishing		000478328 03/31/22 Ord. No. 29 Publishing 3/9	345.00*		3666	3000 402000	397	101000
		Total for Vendor:	345.00					
10734		449 KEVIN SHEARER, DDS	208.00					
April		Employee Dental						
		Apr2022 04/14/22 Employee Dental	20.80*			1040 401300	270	101000
		Apr2022 04/14/22 Employee Dental	4.16*			1050 401300	270	101000
		Apr2022 04/14/22 Employee Dental	10.40*			1070 401300	270	101000
		Apr2022 04/14/22 Employee Dental	2.08*			1080 401300	270	101000
		Apr2022 04/14/22 Employee Dental	20.80*			1090 401300	270	101000
		Apr2022 04/14/22 Employee Dental	56.16*			2000 401300	270	101000
		Apr2022 04/14/22 Employee Dental	93.60*			3000 401300	270	101000
		Total for Vendor:	208.00					
		*** Claim from another period (2/22) ****						
			35.26					
10731		103 MCCLOUD MARKET	35.26					
Station Supplies		Statement 02/28/22 Station Supplies	35.26*		3789	1040 403000	400	101000
		Total for Vendor:	35.26					

5 Star Bank
* ... Over spent expenditure

Claim/	Check	Invoice #/Inv Date/Description	Vendor #/Name/	Document \$/ Line \$	Disc \$	PO #	Fund Org Acct	Object Proj	Cash Account
10732		1219 Pace Analytical Services LLC		76.80	****				
		Drinking Water Monitoring							
		2112807-28 12/30/21 Drinking Water Monitoring		76.80*			3000 402000	392	101000
		Total for Vendor:		76.80					
10736		126 PACIFIC POWER - 007 4 STREET		1,438.56	****				
		March 2022 Street Light Power							
		Mar2022 04/04/22 Street Light Power		1,438.56*			1060 403000	450	101000
		Total for Vendor:		1,438.56					
10725		169 SOLANOS HOME IMPROVEMENT CNTR		36.74					
		Heating Elements for Snack Bar Water Heater, Granite for Ball Park							
		294622 04/08/22 Heating Elmnts-SnackBar Wtr Htr		36.74*		3618	1070 403000	520	101000
		Total for Vendor:		36.74					
10738		153 SOUSA READY MIX		408.41					
		Decomposed Granite for Baseball Field (Park)							
		1332204 04/07/22 Granite for Baseball Field		420.13*		3664	1070 403000	400	101000
		1332204 04/07/22 Less Discount-pd B4 5-15-22		-11.72*		3664	1070 403000	400	101000
		Total for Vendor:		408.41					
10735		1161 Trent Vogus		150.50	****				
		Reimb: Ethics Class @ Sierra College							
		SierraCl19 03/06/22 Reimb.: Sierra College-et		150.50*		3795	1040 402000	350	101000
		Total for Vendor:		150.50					
10728		255 VERIZON WIRELESS - MCSD		415.37	****				
		March Cell Phone							
		9903167721 04/01/22 March Celll Phone Service		218.16*			1010 402000	320	101000
		9903167721 04/01/22 PWS, ON CALL, GM PHONE		98.38*			1010 402000	320	101000
		9903167721 04/01/22 Fire Chief Phone		32.71*			1040 402000	320	101000
		9903167721 04/01/22 Ambulance Phone		66.12*			1040 402000	320	101000
		Total for Vendor:		415.37					


5 Star Bank
* ... Over spent expenditure

Claim/	Check	Invoice #/Inv Date/Description	Vendor #/Name/	Document \$/ Line \$	Disc \$	PO #	Fund Org Acct	Object Proj	Cash Account
10722		116 VYVE - FIRE		95.45					
April	2022	Phone & Internet Service		95.45*			1040 402000	320	101000
		Apr2022 04/04/22 Phone & Internet Service		95.45					
		Total for Vendor:							
10723		117 VYVE - MCSD		313.36					
April	2022	Phone & Internet Service		313.36*			1010 402000	320	101000
		Apr2022 04/04/22 Phone & Internet Service		313.36					
		Total for Vendor:							
		# of Claims	20	Total:	10,004.44				

Fund/Account	Amount
1010 GENERAL	
101000 Operating Cash	\$4,465.60
1040 FIRE	
101000 Operating Cash	\$1,330.24
1050 ALLEYS	
101000 Operating Cash	\$177.90
1060 LIGHTS	
101000 Operating Cash	\$1,438.56
1070 PARKS	
101000 Operating Cash	\$607.70
1080 LIBRARY	
101000 Operating Cash	\$2.08
1090 REFUSE	
101000 Operating Cash	\$806.61
2000 SEWER	
101000 Operating Cash	\$229.90
3000 WATER	
101000 Operating Cash	\$834.16
5004 Safer Grant	
101000 Operating Cash	\$111.69
Total:	\$10,004.44

The foregoing claims are approved for payment in the manner provided by Resolution #3, dated November 8, 1965."

Prepared by: Keith Anderson




Reviewed by:




Claims Total: \$10,004.44

Signature #2



Signature #3



Signature #4



Signature #5

05/12/22
17:28:41

MC CLOUD COMMUNITY SERVICES DISTRICT
Claim Approval List
For the Accounting Period: 5/22

Page: 1 of 8
Report ID: AF100V

* ... Over spent expenditure

Claim/	Check	Vendor #/Name/ Invoice #/Inv Date/Description	Document \$/ Line \$	Disc \$	PO #	Fund Org Acct	Object Proj	Cash Account
*** Claim from another period (4/22) ****								
10747		1204 Actuarial Retirement Consulting	1,000.00					
GASB 68 Disclosure Report. Fiscal Year End 2022								
	1212 04/29/22	GASB 68 Disclosur Rpt, FYE2022	1,000.00*		3606	1010 402000	391	101000
Total for Vendor:			1,000.00					
*** Claim from another period (4/22) ****								
10767		1016 ALLSTAR Fire Equipment, Inc.	11,588.26					
SIGMA shirts, shrouds, helmets, goggles, gloves								
	239399 04/22/22	Wildland shirts, shrouds, helm	11,588.26*			1041 402000	360	101000
Total for Vendor:			11,588.26					
*** Claim from another period (4/22) ****								
10763		1174 BARTKIEWICZ, KRONICK & SHANAHAN	5,083.75					
April 2022 Legal Services								
	Apr2022 05/05/22	Legal Services	145.00*			3000 402000	390	101000
	Apr2022 05/05/22	Legal Services	4,938.75*			1010 402000	390	101000
Total for Vendor:			5,083.75					
*** Claim from another period (4/22) ****								
10752		10 BAXTER AUTO PARTS	17.18					
Welding Tips for Wire-fed Shop Welder								
	15674-1011 04/22/22	Tips for Shop Welder 1/3	5.73*		3612	1070 403000	400	101000
	15674-1011 04/22/22	Tips for Shop Welder 1/3	5.73*		3612	1090 403000	400	101000
	15674-1011 04/22/22	Tips for Shop Welder 1/3	5.72*		3612	3000 403000	400	101000
Total for Vendor:			17.18					
*** Claim from another period (4/22) ****								
10758		11 BLACK BUTTE TRANSFER STATION	3,136.08					
April 2022 Dump Fees								
	Apr2022 05/04/22	Dump Fees	3,136.08*			1090 405000	710	101000
Total for Vendor:			3,136.08					
*** Claim from another period (4/22) ****								
10743		277 CROSS PETROLEUM	1,753.27					
Fuel 4/16/22-4/30/22								
	CL20591 04/30/22	Fire-RedTahoe 4/21/22 128,598	45.18*			1040 403000	430	101000
	CL20591 04/30/22	Fire-RedTahoe 4/23/22 128,875	90.03*			1040 403000	430	101000
	CL20591 04/30/22	Fire-RedTahoe 4/24/22 129,007	75.49*			1040 403000	430	101000
	CL20591 04/30/22	Fire-WhtTahoe 4/20/22 135,725	74.38*			1040 403000	430	101000
	CL20591 04/30/22	Fire-WhtTahoe 4/21/22 135,788	111.76*			1040 403000	430	101000
	CL20591 04/30/22	Fire-WhtTahoe 4/23/22 136,088	72.02*			1040 403000	430	101000

MCCLOUD COMMUNITY SERVICES DISTRICT
Claim Approval List
For the Accounting Period: 5/22

* ... Over spent expenditure

Claim/	Check	Vendor #/Name/ Invoice #/Inv Date/Description	Document \$/ Line \$	Disc \$	PO #	Fund Org Acct	Object Proj	Cash Account
CL20591	04/30/22	Fire-Engine 4/24/22 236,237	54.96*			1040 403000	430	101000
CL20591	04/30/22	Silver Ford 4/25/22 82,074 1/	34.15*			1050 403000	430	101000
CL20591	04/30/22	Silver Ford 4/25/22 82,074 1/	34.15*			1090 403000	430	101000
CL20591	04/30/22	Silver Ford 4/25/22 82,074 1/	34.15*			2000 403000	430	101000
CL20591	04/30/22	Silver Ford 4/25/22 82,074 1/	34.15*			3000 403000	430	101000
CL20591	04/30/22	Svc Truck 4/25/22 68,106 1/4	39.71*			1050 403000	430	101000
CL20591	04/30/22	Svc Truck 4/25/22 68,106 1/4	39.71*			1090 403000	430	101000
CL20591	04/30/22	Svc Truck 4/25/22 68,106 1/4	39.71*			2000 403000	430	101000
CL20591	04/30/22	Svc Truck 4/25/22 68,106 1/4	39.70*			3000 403000	430	101000
CL20591	04/30/22	Rear Loader 4/27/22 18,389mi	216.57*			1090 403000	420	101000
CL20591	04/30/22	Side Loader 4/18/22 22,200mi	227.92*			1090 403000	420	101000
CL20591	04/30/22	Side Loader 4/27/22 22,322mi	144.51*			1090 403000	420	101000
CL20591	04/30/22	Fire-RedDodge 4/20/22 109,273	97.70*			1040 403000	430	101000
CL20591	04/30/22	Fire-RedDodge 4/25/22 109,405	64.65*			1040 403000	430	101000
CL20591	04/30/22	Fire-Medic 17 4/19/22 ___mi	46.02*			1040 403000	420 20	101000
CL20591	04/30/22	Fire-Medic 17 4/23/22 29,072m	41.66*			1040 403000	420 20	101000
CL20591	04/30/22	Fire-Medic 17 4/26/22 29,133m	40.71*			1040 403000	420 20	101000
CL20591	04/30/22	Fire-Medic 17 4/29/22 29,198	54.28*			1040 403000	420 20	101000
		Total for Vendor:	1,753.27					
		*** Claim from another period (4/22) ****						
10766		460 DEPT. OF JUSTICE	64.00					
		April 2022 Fingerprint Apps						
	580684	05/04/22 April 2022 Fingerprint Apps	64.00*			1040 402000	345	101000
		Total for Vendor:	64.00					
		*** Claim from another period (4/22) ****						
10754		42 DON R ERICKSON OIL	257.66					
		Dyed Diesel						
	185031	04/15/22 Dyed Diesel 50 @ \$4.799 1/4	64.42*			1050 403000	420	101000
	185031	04/15/22 Dyed Diesel 50 @ \$4.799 1/4	64.42*			1090 403000	420	101000
	185031	04/15/22 Dyed Diesel 50 @ \$4.799 1/4	64.42*			2000 403000	420	101000
	185031	04/15/22 Dyed Diesel 50 @ \$4.799 1/4	64.40*			3000 403000	420	101000
10761		42 DON R ERICKSON OIL	294.94					
		Dyed Diesel						
	185120	05/03/22 Dyed Diesel 57 @ \$4.819 1/4	73.74*			1050 403000	420	101000
	185120	05/03/22 Dyed Diesel 57 @ \$4.819 1/4	73.74*			1090 403000	420	101000
	185120	05/03/22 Dyed Diesel 57 @ \$4.819 1/4	73.74*			2000 403000	420	101000

* ... Over spent expenditure

Claim/	Check	Vendor #/Name/ Invoice #/Inv Date/Description	Document \$/ Line \$	Disc \$	PO #	Fund Org Acct	Object Proj	Cash Account
	185120	05/03/22 Dyed Diesel 57 @ \$4.819 1/4	73.72*			3000 403000	420	101000
		Total for Vendor:	552.60					
		*** Claim from another period (4/22) ****						
10764		307 FERGUSON ENTERPRISES INC #1423	445.76					
		Hydrolic Concrete Patch; Filter Fabric - Watertank Drain Project						
	1711142	04/27/22 Hydrdra Plug Cement	71.78*		3614	3000 403000	400	101000
	1710901	04/28/22 Mirafi Filter Fabric	373.98*		3614	3000 403000	400	101000
		Total for Vendor:	445.76					
10751		316 GeoServ	24,400.00					
		Engineering Services for Lower Elk Wooden Spring House Removal and Replacement Project - a LESH Grant expenditure						
	630	05/02/22 Subsurface Investigation	2,100.00*		724971	5003 402000	392	101000
	630	05/02/22 CEQA Doc'n & Envir'l Permittin	14,100.00*		724971	5003 402000	392	101000
	630	05/02/22 Design and Engineering	8,200.00*		724971	5003 402000	392	101000
		Total for Vendor:	24,400.00					
		*** Claim from another period (12/21) ****						
10744		416 MT SHASTA IT SERVICES	800.00					
		Dec 2021 IT Services						
	Inv-0174	12/01/21 Dec 2021 IT Services	800.00*			1010 402000	396	101000
10746		416 MT SHASTA IT SERVICES	800.00					
		May 2022 IT Services						
	INV-0197	05/01/22 May 2022 IT Services	800.00*			1010 402000	396	101000
		Total for Vendor:	1,600.00					
		*** Claim from another period (4/22) ****						
10753		141 NAPA AUTO PARTS	119.52					
		Oil Filters & Oil--Park Mower; Backhoe Air Filter						
	830693	04/20/22 Park Mower Oil Filter & Oil	43.11*		3611	1070 403000	520	101000
	830720	04/20/22 Net Credit for Wrong Oil Filtr	-2.05*		3611	1070 403000	520	101000
	830388	04/14/22 Backhoe Air Filter 1/4	19.62*		3611	1050 403000	520	101000
	830388	04/14/22 Backhoe Air Filter 1/4	19.62*		3611	1090 403000	520	101000
	830388	04/14/22 Backhoe Air Filter 1/4	19.62*		3611	2000 403000	520	101000
	830388	04/14/22 Backhoe Air Filter 1/4	19.60*		3611	3000 403000	520	101000
		Total for Vendor:	119.52					

MCCLOUD COMMUNITY SERVICES DISTRICT
Claim Approval List
For the Accounting Period: 5/22

* ... Over spent expenditure

Claim/	Check	Vendor #/Name/ Invoice #/Inv Date/Description	Document \$/ Line \$	Disc \$	PO #	Fund Org Acct	Object Proj	Cash Account
10772		118 OPERATING ENGINEERS LOCAL 3	911.00					
		PR deductions from prior account payoff						
		05/12/22 PR deductions from prior accou	911.00			1010 101000		101000
		Total for Vendor:	911.00					
		*** Claim from another period (4/22) ****						
10748		1226 ORION N. ALLEY	30.00					
		Reimb. Live Scan Fee paid to Yreka Mailbox & Package						
		YrekaMail& 04/18/22 Reimb Live Scan Fee	30.00*		3654	1040 402000	345	101000
		Total for Vendor:	30.00					
		*** Claim from another period (4/22) ****						
10762		126 PACIFIC POWER - 007 4 STREET	1,464.29					
		April 2022 Street Light Power						
		Apr2022 05/03/22 Street Light Power	1,464.29*			1060 403000	450	101000
		Total for Vendor:	1,464.29					
		*** Claim from another period (4/22) ****						
10769		1040 Petty Cash - MCSD	15.00					
		Pages Notary Ambulance						
		Pages 04/17/22 Notary - Ambulance	15.00*			1040 402000	392 20	101000
10770		1040 Petty Cash - MCSD	8.35					
		zip lock bags for water samples						
		McClid Mkt 05/11/22 zip lock bages for watr smp	8.35*			3000 403000	400	101000
		Total for Vendor:	23.35					
		*** Claim from another period (3/22) ****						
10749		1102 Quentin Zahara	19.33					
		Reimb Snow Plow Damaged Lock bought at Ace Hardware						
		AceHdwr 03/18/22 Reimb SnowPlowDamaged Lock	19.33*		3610	1050 403000	400	101000
		Total for Vendor:	19.33					
		*** Claim from another period (3/22) ****						
10768		1038 SCOTT VALLEY RESPIRATORY HOME	105.00					
		Oxygen Tanks for EMS						
		27245 03/24/22 3 Oxygen Tanks for EMS	105.00*		3803	1040 403000	400 20	101000
		Total for Vendor:	105.00					

* ... Over spent expenditure

Claim/	Check	Vendor #/Name/ Invoice #/Inv Date/Description	Document \$/ Line \$	Disc \$	PO #	Fund Org Acct	Object Proj	Cash Account
10771		169 SOLANOS HOME IMPROVEMENT CNTR	35.96					
		EXTRA WATER SPIKITS						
	296333	05/10/22 EXTRA WATER SPRIKITS	35.96*		3668	3000 403000	400	101000
		Total for Vendor:	35.96					
		*** Claim from another period (4/22) ****						
10765		153 SOUSA READY MIX	526.38					
		2 ' Leach Rock by Water Tank						
	1332356	04/02/22 2" Leach Rock by Water Tank	526.38*			3000 403000	400	101000
		Total for Vendor:	526.38					
		*** Claim from another period (4/22) ****						
10755		156 STAPLES	60.33					
		Toilet Paper-District Office						
	3046388381	03/24/22 Toilet Paper-District Offi	60.33*			1010 403000	415	101000
		Total for Vendor:	60.33					
		*** Claim from another period (4/22) ****						
10757		1227 STRYKER SALES, LLC	592.93					
		Ambulance Cot Parts						
	3737902M	04/18/22 Ambulance Cot Parts	592.93*		CHARLI	1040 403000	400 20	101000
		Total for Vendor:	592.93					
		*** Claim from another period (4/22) ****						
10756		345 US BANK EQUIPMENT FINANCE	546.44					
		Richoe Copier Lease 4/14/22 - 5/14/22						
	470436247	04/19/22 Richoe Copier 4/14/22 -5/14	398.52*			1010 403000	410	101000
	470436247	04/19/22 Sales and Use Tax 4/14/22-5	28.89*			1010 403000	410	101000
	470436247	04/19/22 SDRMA INDEMNIFIED PROP DAMA	0.00*			1010 403000	410	101000
	470436247	04/19/22 3/14/22-4/14/22 Overage	110.98*			1010 403000	410	101000
	470436247	04/19/22 3/14/22-4/14/22 Sales & Use	8.05*			1010 403000	410	101000
		Total for Vendor:	546.44					
10760		116 VYVE - FIRE	162.10					
		May 2022 Phone & Internet Service						
	May2022	05/02/22 Phone & Internet Service	162.10*			1040 402000	320	101000
		Total for Vendor:	162.10					

MCCLOUD COMMUNITY SERVICES DISTRICT
Claim Approval List
For the Accounting Period: 5/22

* ... Over spent expenditure

Claim/	Check	Vendor #/Name/ Invoice #/Inv Date/Description	Document \$/ Line \$	Disc \$	PO #	Fund Org Acct	Object Proj	Cash Account
10759		117 VYVE - MCSD	313.36					
		May 2022 Phone & Internet Service						
		May2022 05/02/22 Phone & Internet Service	313.36*			1010 402000	320	101000
		Total for Vendor:	313.36					
		# of Claims	28	Total:				54,550.89

Fund/Account	Amount
1010 GENERAL	
101000 Operating Cash	\$9,369.88
1040 FIRE	
101000 Operating Cash	\$1,837.87
1041 FIRE - FSLA	
101000 Operating Cash	\$11,588.26
1050 ALLEYS	
101000 Operating Cash	\$250.97
1060 LIGHTS	
101000 Operating Cash	\$1,464.29
1070 PARKS	
101000 Operating Cash	\$46.79
1090 REFUSE	
101000 Operating Cash	\$3,962.45
2000 SEWER	
101000 Operating Cash	\$231.64
3000 WATER	
101000 Operating Cash	\$1,398.74
5003 Elk Springhouse Project	
101000 Operating Cash	\$24,400.00
Total:	\$54,550.89

05/12/22
17:28:42

MCCLLOUD COMMUNITY SERVICES DISTRICT
Claim Approval Signature Page
For the Accounting Period: 5 / 22

Page: 8 of 8
Report ID: AP100A

The foregoing claims are approved for payment in the manner provided by Resolution #3, dated November 8, 1965."

Prepared by: Keith Anderson

Reviewed by: _____

Claims Total: \$54,550.89

Signature #2

Signature #3

Catherine E. Gong

Signature #5

Signature #5

5 Star Bank
* ... Over spent expenditure

Claim/	Check	Invoice #/	Vendor #/Name/ Inv Date/Description	Document \$/ Line \$	Disc \$	PO #	Fund	Org	Acct	Object	Proj	Cash Account
10789			10 BAXTER AUTO PARTS	60.98								
	Antifreeze for Backhoe											
	1567410713	05/13/22	Antifreeze for Backhoe	15.25*			1050		403000	530		101000
	1567410713	05/13/22	Antifreeze for Backhoe	15.25*			1090		403000	530		101000
	1567410713	05/13/22	Antifreeze for Backhoe	15.25*			2000		403000	530		101000
	1567410713	05/13/22	Antifreeze for Backhoe	15.23*			3000		403000	530		101000
			Total for Vendor:	60.98								
10788			13 BLUE STAR GAS	1,424.30								
	Office Propane 334.1 @ \$3.939											
	1336248	05/10/22	Office Propane 334.1 @ \$3.939	1,424.30*			1010		403000	440		101000
			Total for Vendor:	1,424.30								
10794			277 CROSS PETROLEUM	1,693.69								
	May 1-15 Vehicle Fuel											
	CL21024	05/15/22	Fire ? engine 5/11/22 84,191	183.73*			1040		403000	420		101000
	CL21024	05/15/22	Fire-White Tahoe 5/7/22Altura	134.81*			5004		403000	430		101000
	CL21024	05/15/22	Fire-White Tahoe 5/7/22Altura	76.60*			5004		403000	430		101000
	CL21024	05/15/22	Fire-Wht Tahoe 5/12/22 133,82	44.55*			1040		403000	430		101000
	CL21024	05/15/22	Fire-Wht Tahoe 5/14/22 137,12	107.04*			1040		403000	430		101000
	CL21024	05/15/22	SvcTrk 5/5/22 68,316 25%	45.87*			1050		403000	430		101000
	CL21024	05/15/22	SvcTrk 5/5/22 68,316 25%	45.87*			1090		403000	430		101000
	CL21024	05/15/22	SvcTrk 5/5/22 68,316 25%	45.87*			2000		403000	430		101000
	CL21024	05/15/22	SvcTrk 5/5/22 68,316 25%	45.88*			3000		403000	430		101000
	CL21024	05/15/22	SlvrFord 5/11/22 82,246 25%	27.15*			1050		403000	430		101000
	CL21024	05/15/22	SlvrFord 5/11/22 82,246 25%	27.15*			1090		403000	430		101000
	CL21024	05/15/22	SlvrFord 5/11/22 82,246 25%	27.15*			2000		403000	430		101000
	CL21024	05/15/22	SlvrFord 5/11/22 82,246 25%	27.15*			3000		403000	430		101000
	CL21024	05/15/22	Rear Loader 5/13/22 18,546mi	266.49*			1090		403000	420		101000
	CL21024	05/15/22	Side Loader 5/13/22 22,411mi	66.65*			1090		403000	420		101000
	CL21024	05/15/22	Side Loader 5/13/22 22,504mi	185.38*			1090		403000	420		101000
	CL21024	05/15/22	Fire-Dodge Ram 5/7/22 Alturas	128.91*			5004		403000	430		101000
	CL21024	05/15/22	Fire-Dodge Ram 5/7/22 109,810	48.82*			1040		403000	430		101000
	CL21024	05/15/22	Fire-Medic 17 5/1/22 29,226mi	35.56*			1040		403000	420	20	101000
	CL21024	05/15/22	Fire-Medic 17 5/6/22 22,283mi	39.33*			1040		403000	420	20	101000
	CL21024	05/15/22	Fire-Medic 17 5.11.22 29,341m	41.63*			1040		403000	420	20	101000

5 Star Bank
 * ... Over spent expenditure

Claim/	Check	Invoice #/Name/ #/Inv Date/Description	Vendor #/Name/ #/Inv Date/Description	Document \$/ Line \$	Disc \$	PO #	Fund Org Acct	Object Proj	Cash Account
		CL21024 05/15/22 Fire-Squad 5/05/22 9,820mi		42.10*			1040 403000	420 20	101000
		Total for Vendor:		1,693.69					
10792		Elec Parts @ Bldg Station 17	1149 Darrell (Charlie) Miller	23.63					
		AceHdwr 05/12/22 Elec Parts @ Bldg Station 17		23.63*		3647	1040 403000	510	101000
		Total for Vendor:		23.63					
10795		2 Hand Pumps	381 EWING, REDDING	91.82					
		16748490 05/11/22 2 hand pumps		91.82*		3674	3000 403000	400	101000
		Total for Vendor:		91.82					
10785		Computer Paper; DEF for Refuse Trucks	72 FIRST BANKCARD - DIRECTORS 1	74.54					
		OfficeDepo 04/18/22 Case Computer Paper		52.54*			1010 403000	410	101000
		Reginato's 05/03/22 D.E.F. Rear Loader		13.81*			1090 403000	420	101000
		Reginato's 05/03/22 D.E.F. Side Loader		8.19*			1090 403000	420	101000
		Total for Vendor:		74.54					
		*** Claim from another period (4/22) ****							
10786		Forever Stamps for MCSD Office mailings	71 FIRST BANKCARD - DIRECTORS 2	378.15					
		USPO STORE 04/18/22 500#9 US Flag Poirever Sta		354.95*			1010 403000	411	101000
		USPO 04/27/22 Stamps for Dist. Mailing		23.20*			1010 403000	411	101000
		Total for Vendor:		378.15					
		*** Claim from another period (4/22) ****							
10784		April activity	70 FIRST BANKCARD - DISTRICT CARD	329.06					
		ENPLAN 04/07/22 Enplan (IT Services)		29.00*			1010 402000	396	101000
		Reginato's 04/18/22 Gas-Water Sample Delvry		45.06*			3000 403000	430	101000
		Microsoft 04/20/22 Microsoft (IT Services)		200.00*			1010 402000	396	101000
		MS Prntg 04/20/22 4 Notarized Liens from PAGES		13.75*		3609	1050 402000	392	101000
		MS Prntg 04/20/22 4 Notarized Liens from PAGES		13.75*			1090 402000	392	101000
		MS Prntg 04/20/22 4 Notarized Liens from PAGES		13.75*			2000 402000	392	101000
		MS Prntg 04/20/22 4 Notarized Liens from PAGES		13.75*			3000 402000	392	101000
		Total for Vendor:		329.06					

5 Star Bank
* ... Over spent expenditure

Claim/	Check	Invoice #/	Vendor #/Name/	Document \$/	Disc \$	PO #	Fund	Org	Acct	Object	Proj	Cash
		Inv Date/	Inv Date/Description	Line \$								Account
10787			69 FIRST BANKCARD - FIRE DEPT	3,192.96	****							
April	2022		Credit Card Activity									
			Bound Tree 04/07/22 Ambulance Medical & Equip	0.20*		3794	1040	403000	403000	400	20	101000
			Bound Tree 04/07/22 Ambulance Medical & Equip	80.38*		3794	1040	403000	403000	400	20	101000
			Bound Tree 04/08/22 Ambulance Medical & Equip	340.60*		3794	1040	403000	403000	400	20	101000
			UPS Store 04/08/22 Livescan for Ambulance DL	66.00*		3619	1040	402000	402000	345	20	101000
			Bound Tree 04/11/22 Ambulance Medical & Equip	69.18*		3794	1040	403000	403000	400	20	101000
			Bound Tree 04/14/22 Ambulance Medical & Equip	124.39*		3794	1040	403000	403000	400	20	101000
			O'Reilly Au 04/19/22 Windshield Wipers	34.38*		3790	1040	403000	403000	530	20	101000
			Bound Tree 04/19/22 Ambulance Medical & Equip	214.28*		3794	1040	403000	403000	400	20	101000
			GMS Supply 04/20/22 Rescue Gear Bags (donated	682.08*		3660	1040	402000	402000	400	20	101000
			PayPal-Reg 04/20/22 PayPal-Reg HaxMat Training	95.50*		CHARLI	1040	402000	402000	350	20	101000
			O'Reilly Au 04/21/22 Ambulance Bulbs	15.03*		3652	1040	403000	403000	530	20	101000
			Solano's 04/23/22 Hillmen (Ambulance) Fastener	6.13*		3651	1040	403000	403000	530	20	101000
			O'Reilly Au 04/23/22 DEF Fluid, W/W washer Flui	26.84*		3649	1040	403000	403000	530	20	101000
			SierraSacr 04/28/22 22/23 Ambulance Permit	500.00*		3655	1040	402000	402000	392	20	101000
			O'Reilly Au 04/28/22 Wheel Studs, Lic Plate & S	38.95*		3881	1040	403000	403000	530	20	101000
			CA DMV 04/28/22 Wt Tahoe Registration Fees	326.00*		3821	1040	404000	404000	710	20	101000
			CA DMV 04/28/22 Wt Tahoe Registration Fee	7.50*		3821	1040	404000	404000	710	20	101000
			AIRENB 05/01/22 SAFER Traini'g3 NITES-4 person	490.48*		CHARLI	5004	402000	402000	350	20	101000
			O'Reilly Au 05/02/22 Lug Nuts-Red Dodge Ram	75.04*		725012	1040	403000	403000	530	20	101000
			Total for Vendor:	3,192.96								
			*** Claim from another period (4/22) ****									
10796			1224 GateHouse Media California	345.00			1010	402000	402000	397		101000
			Secretary Job Posting									
			0004548048 04/30/22 Secretary Job Posting	345.00*								
			Total for Vendor:	345.00								
10797			443 LAWRENCE & ASSOCIATES	3,753.23			2000	402000	402000	392	13	101000
			Qtrly Wastewater Monitoring									
			28588 05/13/22 Qtrly Wastewater Pond Monitori	3,753.23*								
			Total for Vendor:	3,753.23								

5 Star Bank
* ... Over spent expenditure

Claim/	Check	Invoice #/	Vendor #/Name/ Inv Date/Description	Document \$/ Line \$	Disc \$	PO #	Fund Org Acct	Object Proj	Cash Account
10790		399	POWERPLAN - OIB	1,983.09					
	Backhoe & Frontend Loader Parts								
	13543073	05/10/22	Backhoe & FrontEnd Loader Pa	495.77*			1050 403000	520	101000
	13543073	05/10/22	Backhoe & FrontEnd Loader Pr	495.77*			1090 403000	520	101000
	13543073	05/10/22	Backhoe & FrontEnd Loader Pr	495.77*			2000 403000	520	101000
	13543073	05/10/22	Backhoe & FrontEnd Loader Pr	495.78*			3000 403000	520	101000
			Total for Vendor:	1,983.09					
			*** Claim from another period (4/22) ****						
			415.22						
10793		255	VERIZON WIRELESS - MCSD						
April	Cell Phone								
	9905497316	05/01/22	April Cell Phone Services	218.16*			1010 402000	320	101000
	9905497316	05/01/22	PWS, ON CALL, GM PHONE	98.13*			1010 402000	320	101000
	9905497316	05/01/22	Fire Chief Phone	32.83*			1040 402000	320	101000
	9905497316	05/01/22	Ambulance Phone	66.10*			1040 402000	320	101000
			Total for Vendor:	415.22					
			# of Claims	13					
			Total:	13,765.67					

The foregoing claims are approved for payment in the manner provided by Resolution #3, dated November 8, 1965."

Prepared by: Keith Anderson

Reviewed by: _____

Claims Total: \$13,765.67

Signature #2 _____ Signature #4 _____

Signature #3 _____ Signature #5 _____

Fund/Account	Amount
1010 GENERAL	
10100 Operating Cash	\$2,745.28
1040 FIRE	
10100 Operating Cash	\$3,367.80
1050 ALLEYS	
10100 Operating Cash	\$597.79
1090 REFUSE	
10100 Operating Cash	\$1,138.31
2000 SEWER	
10100 Operating Cash	\$4,351.02
3000 WATER	
10100 Operating Cash	\$734.67
5004 Safer Grant	
10100 Operating Cash	\$830.80
Total:	\$13,765.67

McCLOUD COMMUNITY SERVICES DISTRICT
Policy and Procedure Manual

POLICY TITLE: Compensation for Fire and Ambulance Personnel
POLICY NUMBER: 3270
ADOPTED: April 12, 1999
REVIEWED: May 13, 2008; February 27, 2014, May 8, 2019
REVISED: June 9, 2008; March 24, 2014, June 10, 2019

3270.10 Volunteer members of the McCloud Fire Department shall be reimbursed on a point system for wear and tear of clothing and equipment, use of private vehicles (per fire department bylaws) and other personal expenses incurred in rendering protection to lives and property in and surrounding the community of McCloud.

3270.11 Points shall be accumulated for each attendance at an authorized Fire Department activity to include emergency calls, meetings, drills and other activities as may be prescribed by the Fire Chief or his/her authorized representative.

3270.12 Attendance shall be indicated by documentation provided by the Fire Chief or his/her authorized representative.

3270.13 Points shall be awarded for attendance based upon the following activity schedule:

3270.131 Points Paid to Firefighters: One (1) point shall be awarded for attendance at each emergency fire call, weekly meeting, and/or for unusual activities as authorized by the Fire Chief.

3270.132 Points Paid to EMTs or Paramedics: Two (2) points shall be awarded for each EMT or Paramedic emergency ambulance response.

3270.133 Regular compensation shall be paid to the First Assistant Fire Chief, unless he/she is acting as the Fire Chief, at which time he/she will forfeit points for Fire Chief pay.

3270.20 The Fire Chief or his/her authorized representative shall be responsible for the accounting of points accumulated by members and shall prepare a summary of such points at the end of each quarter.

3270.21 A point accumulation summary shall be provided to the Finance Officer by the Fire Chief or his/her authorized representative for fire-fighters and EMTs.

3270.22 The value of each point shall be established by the Board of Directors and appear in the current salary schedule.

3270.23 Wages earned and paid to the Assistant Chiefs, plus reimbursement to other volunteer members for primary wages lost in the performance of service to the department shall be paid and accounted for separately and directly by the McCloud Community Services District in accordance with state law. Points shall be forfeited in favor of receiving wage benefits.

3270.24 Volunteers performing cover duties for other agencies such as the California Department of Forestry (Cal-Fire) shall be compensated for their services at the hourly rate determined by the agency for which services were provided. All payments to volunteers will be made through District payroll.

Submission date:

Policy Sponsor: **McCloud Fire Recruitment and Retention Officer**

Approving Official(s): **McCloud Service District Board of Directors**

Proposal: **Policy 3270.13 Addendum**

Stakeholders: **All volunteer firefighters and EMS providers.**

Costs/Resource Requirements: **None to the department**

Compensation for Fire and Ambulance Personnel during the period of performance as applied by FEMA Safer Grant and future grants where applicable.

Background/Reason for Proposed Policy Addendum

The McCloud Fire Department (MCFD) was awarded the Federal Emergency Management Agency (FEMA) Staffing for Adequate Fire and Emergency Response (SAFER) Grant to recruit and retain volunteer personnel. Included in the grant is a line item to pay an incentive to personnel to respond to calls and to train to respond to calls. **The yearly amount is \$20,000.00 (Total of \$80,000.00 over the SAFER Grant period), which is reimbursed to the MCSD upon submitting paperwork assuring the amount has been paid to our personnel.**

This proposed policy addendum would create an additional incentive for McCloud Fire Department volunteer personnel to answer emergency calls for service to local Fire/EMS calls within the 911 system. The program would also increase the number of people receiving continuing training and advancing their skillsets, and certifications with the McCloud Fire Department. Both of these would be accomplished at no cost to the department or the MCSD.

The total points earned by volunteer members of the department over the quarter would be divided into the \$5,000.00 Quarterly amount to come up with what a point would be worth in the quarter. A maximum of 500 points will be in place during the quarter (This would make points worth the current \$10.00 per point).

Example: If all the volunteer members of the department earn a total of 400 points over the quarter those points would be worth \$12.50 per point.

$$\$5000.00 / 400 = \$12.50 \text{ per point}$$

3270 Current Policy

- a. MCSD Policy 3270 Compensation for Fire and Ambulance Personnel sets out a points system that is currently being utilized to compensate volunteers, members of the McCloud Fire Department, for wear and tear of clothing and equipment, use of private vehicles (per fire department bylaws), and other personal expenses incurred in rendering protection to lives and property in and surrounding the community of McCloud.
 - 1 Call for service equals 1 point which is worth \$10.00 by the policy.
 - 1 training or other event authorized by the Fire Chief is worth \$10.00 by the policy.

Proposed Policy 3270 Amendment

Policy 3270 would be amended to utilize the annual amount of \$20,000.00 from the FEMA SAFER Points Stipend is to award points for continuing development of skills and using said skills to the benefit of the community.

- Time Period for the addendum to policy 3270.
 - **This amendment will only be in effect during the period of performance dates as applicable in the (SAFER) Grant Period.**
- Proposed Policy Addendum Policy 3270.13 (Points)

During the FEMA SAFER Grant period the policy amendment would:

- Increase the ambulance driver/operator points from one (1) point to (2) two points for transporting patients to the hospital.
 - These types of calls last 2 hours on average from callout to completion.
- Increase points for licensed Emergency Medical Services (EMS) providers responding on Medic 17 from two (2) to four (4) points for providing care to patients being transported to the hospital.
 - These types of calls last 2 hours on average from callout to completion
 - At times there will be a need for multiple trained EMS providers to assist with patient care.
- Not change the points for fire and emergency personnel response to calls for service. Points for responding to these calls would remain unchanged at 1 point per callout.
 - These calls last 30 minutes or shorter on average, from callout to completion
 - These calls are quite often in support of the McCloud Fire Department Ambulance Crews.
- Not change the points for fire and EMS personnel training. Points for training and special work (approved by the Fire Chief) would remain unchanged at 1 point per training session.
- Allow for one (1) point to be given at the discretion of the Fire Chief for possible extended events.
 - Example: a long-term event possibly involving a motor vehicle collision requiring an extensive scene time for extrication or hazmat mitigation; long distance of travel, such as dead horse summit.

As stated in the background on page 1, the \$5,000.00 Quarterly SAFER Points Stipend would be divided by the total points earned which would become a sliding scale based on total current responses and training attendance.

Please see attached supporting documents for accounting samples of proposed amendment utilizing the FY 2021/22 1st Quarter points and their comparison of the current point system.

McCloud Fire Department 1st Quarter 2021/2022 Points 07 /01/2021 to 09/30/2021

Personnel	Calls	Medic 17 EMT Transports	Trainings / Events	Total Points	Total Pay
Borden, Jack (EMT 1)	11	1	2	14	\$140.00
Borden, Terry	3	0	2	5	\$50.00
Chandler, Kc	7	0	7	14	\$140.00
Dewitt, Joe	8	0	4	12	\$120.00
Fay, Dan P	28	0	10	38	\$380.00
French, Bruce	2	0	6	8	\$80.00
Girard, Nate (EMT 1)	5	0	7	12	\$120.00
Gray, Jessie	16	0	1	23	\$230.00
Marques, Steve	5	0	1	6	\$60.00
Masciola, Bob	17	0	6	23	\$230.00
McAbier, Amos	0	0	1	1	\$10.00
Masciola, Nathan	8	0	5	13	\$130.00
Memmer, Jettus	20	0	7	27	\$270.00
Miller, Cindy Ann (EMT-1)	22	5	8	35	\$350.00
Richardson, Stephen	2	0	1	3	\$30.00
Roseberry, Ulliana	2	0	2	4	\$40.00
Sager, Donna	2	0	0	2	\$20.00
Thomsen, Kirk S (EMT-P)	2	1	4	7	\$70.00
Vogus, Trenton (EMT 1)	7	0	8	15	\$150.00
Wolfe, David	0	0	0	0	\$0.00
Worthington, Michael (EMT-P)	5	0	4	9	\$90.00
TOTALS:	172	7	92	271	
			Total Pay	\$2,710.00	\$2,710.00

Utilizing Policy 3270 Proposed Changes

McCloud Fire Department FY 3rd Quarter 2021/2022 Points 01/01/2022 to 3/31/2022

Personnel	Calls	Fire Response	Medic 17 Transport	Points	Medic 17 EMT Transports	EMT Points	Total Response Points	Trainings / Events	Sum of all Points	Total Pay
Chandler, Kc	7	7	0	0	0	0	7	7	14	\$185.68
Dewitt, Joe	8	8	0	0	0	0	8	6	14	\$185.68
Fay, Dan P	24	12	12	24	0	0	36	7	43	\$570.29
French, Bruce	17	0	17	34	0	0	34	2	36	\$477.45
Girard, Nate (EMT 1)	1	1	0	0	0	0	1	8	9	\$119.36
Glenn, Alisa	3	3	0	0	0	0	3	10	13	\$172.41
Glynn, Jerry	1	1	0	0	0	0	1	0	1	\$13.26
Gray, Jessie	1	1	0	0	0	0	1	1	2	\$26.53
Marques, Steve	1	1	0	0	0	0	1	0	1	\$13.26
Masciola, Bob	3	0	3	6	0	0	6	1	7	\$92.84
McAbier, Amos	0	0	0	0	0	0	0	0	0	\$0.00
Masciola, Nathan	22	22	0	0	0	0	22	14	36	\$477.45
Memmer, Jettus	27	14	13	26	0	0	40	10	50	\$663.13
Miller, Cindy Ann (EMT-1)	11	0	11	22	6	24	46	6	52	\$689.66
Oliver, Scott	2	2	0	0	0	0	2	3	5	\$66.31
Quiring, Jaden	4	4	0	0	0	0	4	12	16	\$212.20
Richardson, Stephen	0	0	0	0	0	0	0	1	1	\$13.26
Roseberry, Ulliana	5	2	3	6	0	0	8	6	14	\$185.68
Sager, Donna	0	0	0	0	0	0	0	2	2	\$26.53
Thompson, Imani "Bea"	8	8	0	0	0	0	8	7	15	\$198.94
Thomsen, Kirk S (EMT-P)	3	0	2	4	1	4	8	3	11	\$145.89
Vogus, Trenton (EMT 1)	17	17	0	0	0	0	17	17	34	\$450.93
Worthington, Michael (EMT-P)	1	1	0	0	0	0	1	0	1	\$13.26
TOTALS:	166	104	61	122	7	28	254	123	377	
Total Point Value for this Quarter									\$13.26	\$5,000.00

- Keeping in mind the \$5,000.00 is “Use it or lose it” total points are divided into \$5,000.00
- For this Quarter each point would be worth \$13.26 as opposed to \$10.00 per point on the Non-FEMA SAFER Grant period point system.

**MCCLLOUD FIRE DEPARTMENT
AMBULANCE DRIVER POLICY PROPOSAL**

A. Objective:

To assign an approved Member/Officer to a fixed schedule to inspect, maintain, and drive the McCloud Fire Department Ambulance on emergency responses.

B. Definitions:

1. **Ambulance Driver** – an approved Member/Officer who has met the qualifications set forth by this guideline and has been approved by the Fire Chief.
2. **Ambulance Driver Roster** – an approved list of members who have been approved by the Fire Chief to participate in the program.
3. **Ambulance Driver Schedule** – a running schedule that may be modified as necessary to assure an approved member is scheduled. This schedule is dynamic and flexible.
4. **Duty Shift** –from 9 am to 9 am. (Can be changed with Fire Chief or Duty Chief approval)
5. **Emergency Responses** – all responses that occur during a Duty Shift.
6. **Stipend** – The Ambulance Driver will receive \$25 per Duty Shift (24 hours). Driver would also receive points for responses as per Policy 3270.

C. Qualifications:

1. Met all requirements set forth by the MCFD.
 - a) Possession of a valid CA Ambulance Drivers License

D. Fire Chief Responsibilities:

1. Develop and maintain a monthly Ambulance Driver schedule to assure an approved Member is available for each respective Ambulance Driver Shift.
2. Maintain accurate records.
3. Provide quarterly reports to the MCSD CFO for payment of stipend.

E. Ambulance Driver Responsibilities:

1. Conduct a check-out of the MCFD Ambulance(s) at the beginning of an assigned shift to ensure operational readiness, to include the following.
 - a) Vehicle and emergency lighting
 - b) Siren
 - c) Fuel
 - d) Medical supplies
 - e) Oxygen
 - f) Computer/IPAD
2. Communicate with any on-duty department personnel prior to leaving Station 17 and assist with any needs that they may have throughout the Duty shift.
3. Will not consume alcohol and/or prescription drugs 4 hours before and during each shift that may impair his or her abilities.

**MCCLOUD FIRE DEPARTMENT
AMBULANCE DRIVER POLICY PROPOSAL**

F. Response Requirements:

1. Respond to all Medical incidents that an MCFD ambulance is dispatched to.
 - a) Primary Functions
 - Daily check and inventory of assigned ambulance(s)
 - Safe driving to emergency scenes and then to the hospital and back.
 - Assisting with patient care as needed.
 - b) Secondary Functions
 - Cleans, restocks and maintains MCFD ambulances after calls.
 - Reports to the Duty Chief.

McCLOUD COMMUNITY SERVICES DISTRICT
Policy and Procedure Manual

POLICY TITLE: Ambulance Duty
POLICY NUMBER: 7050
ADOPTED: September 28, 2009
REVIEWED: March 13, 2014; September 12, 2019
REVISED: December 13, 2010

- 7050.10** There shall be a duty schedule compiled ~~annually~~ by the Fire Chief listing the weekly dates for ambulance duty. Ambulance duty will be served by qualified Emergency Medical Technicians (EMTs) either in pairs or with a driver scheduled. This shall ensure personnel to crew the ambulance at a minimum Basic Life Support (BLS) as much as possible level during nights and weekends. Ambulance duty is scheduled by the Fire Chief, at least annually, to ensure the availability of personnel to staff the ambulance at a Basic Life Support (BLS) level to cover nights and weekend hours.
- 7050.20** This policy does not prevent any other officers or members from responding to incidents; as this is a volunteer department, all members are expected to respond as they are available. The minimum staffing for an ambulance is one EMT and one driver certified by the state and MCSD Fire Department.
- 7050.30** Ambulance duty shifts are one 24-hour ~~period/week. Weekday shifts begin at 1900 and end 0700 the following morning. Weekend shifts being at 1900 Friday and end 1900 Sunday. Shifts begin at 0800 and end at 0800 then following day.~~
- 7050.40** EMTs scheduled for duty may trade shifts with another EMT or make other arrangements to conduct personal business if the need arises. The ~~on-duty/on-duty~~ officer shall be notified of the changes.
- 7050.50** Daytime duty shall be covered as EMTs are available to staff the ambulance.
- 7050.60** During the FEMA SAFER Grant Period a Stipend shall be paid to the Ambulance Driver as per the McCloud CSD Salary Schedule/MOU. (25.00 per Duty Shift)

MCSD 7050 Ambulance Duty

Page 1 of 1

Formatted: Tab stops: 2.51", Left + 4.16", Left

**McCLOUD COMMUNITY SERVICES DISTRICT
Policy and Procedure Manual**

Formatted: Indent: Left: 0"

POLICY TITLE: Fire Department ~~Officer Weekend Duty~~ Officer/Duty Chief
POLICY NUMBER: 7040
ADOPTED: ~~September 28, 2009~~
REVIEWED: November 5, 2010; December 9, 2010; September 12, 2019
REVISED: April 28, 2014, April 12, 2022

Formatted: Font: 1 pt

Formatted: Right: -0.05"

7040.10 ~~There shall be a duty schedule compiled annually by the Fire Chief listing the weekend dates for officer duty. Officer duty will be served by the Fire Chief, Assistant Chief(s), both Captains and Lieutenants. This shall ensure the response of someone who will be in command to incidents the department is dispatched to.~~ It is important that department officers are available to respond to calls and assume command whenever possible. To this end, the Fire Chief will ~~develop, on at least an annual basis, a weekend duty roster for~~ schedule department officers to serve as the Duty Officer/Duty Chief.

Formatted: Font color: Green

7040.20 This policy does not prevent any other officers or members from responding to incidents, as this is a volunteer department, all members are expected to respond as they are available.

7040.30 Duty schedules will be as follows:

7040.31 ~~The Fire Duty Officer/ Duty Chief will be scheduled for a period of 24 hours, evening duty Sunday through Thursday from 1900 hours to 0700 hours.~~

Formatted: Tab stops: 0.88", Left

~~**7040.32** The Assistant Fire Chief, Fire Emergency Response Captains and Lieutenants will be scheduled for weekend duty commencing at 1900 hours Friday and ending at 1900 hours Sunday. Officers will be assigned on a rotating basis.~~

Formatted: Indent: Left: 0", First line: 0", Tab stops: 0.88", Left

Formatted: Indent: Left: 0.82", Hanging: 0.65"

~~**7040.33** Officers will respond, as available, to incidents from 0700 hours to 1900 hours Monday through Friday.~~

Formatted: Indent: Left: 0.82", Hanging: 0.65", Right: 0.17"

7040.40 Officers not able to respond to calls during their assigned shift are responsible for finding another officer to take their place by exchanging ~~weekend~~ assignments. The Fire Chief shall be notified of changes to the duty roster.

~~**7040.50** All officers and members of the Department are expected to respond to incident calls as they are available.~~

Formatted: Font color: Red

7040.560 During the FEMA SAFER Grant period a sStipend shall be paid to the Duty Officer/Duty Chief as per the McCloud CSD Salary Schedule/MOU. (\$20.00 Per Duty Shift).

Formatted: Font: Bold

Formatted: Right: 0.26", Tab stops: 0.82", Left

Formatted: Tab stops: 1.38", Left

Formatted: Font: 1 pt

MCSD 7040 – Fire Department – ~~Duty Officer/Duty Chief Weekend Duty~~

McCloud Community Services District
Statement of Revenue, Expenditures and Changes in Fund Balances
03-31-2022

Unaudited Actuals

	YTD				YTD		R E M A I N I N G B U D G E T	
	Actual Through 03-31-22	Budget Through 03-31-22	Difference Over(Under)	Annual Budget TOTAL	Remaining Funding (\$)	Remaining Funding (%)		
ADMINISTRATION								
GENERAL (1010)								
Revenue	\$ 53,477	\$ 58,500	\$ (5,023)	\$ 78,000	\$ 19,500	25%		
Net Operating Income	\$ 53,477	\$ 58,500	\$ (5,023)	\$ 78,000	\$ 19,500	25%		
<i>Net Expenditures to be Allocated</i>								
Expenditures - Administration (1010)	\$ 256,775	\$ 601,515	\$ (344,740)	\$ 802,432	\$ 200,917	25%		
Expenditures - Directors (1020)	\$ 8,415	\$ 14,666	\$ (6,251)	\$ 19,555	\$ 4,889	25%		
Total Administration Expenditures	\$ 265,190	\$ 616,181	\$ (350,991)	\$ 821,987	\$ 205,806			
<i>All General Operating Expenses (including Directors) are allocated to our Benefit Assessment District, Special Tax and Enterprise Funds.</i>								
BENEFIT ASSESSMENT DISTRICTS								
ALLEYS (1050)								
Revenue	\$ 27,107	\$ 30,636	\$ (3,529)	\$ 40,848	\$ 10,212	25%		
Expenditures	\$ 27,372	\$ 45,195	\$ (17,823)	\$ 60,260	\$ 15,065	25%		
Net Operating Income	\$ (265)	\$ (14,559)	\$ 14,294	\$ (19,412)	\$ (4,853)			
STREET LIGHTS (1060)								
Revenue	\$ 13,084	\$ 14,652	\$ (1,568)	\$ 19,536	\$ 4,884	25%		
Expenditures	\$ 14,256	\$ 14,499	\$ (243)	\$ 19,332	\$ 4,833	25%		
Net Operating Income	\$ (1,172)	\$ 153	\$ (1,325)	\$ 204	\$ 51			
FIRE (1040)								
Revenue	\$ 208,272	\$ 222,581	\$ (14,309)	\$ 362,235	\$ 139,654	39%		
Expenditures	\$ 174,723	\$ 232,385	\$ (57,662)	\$ 309,846	\$ 77,461	25%		
FLSA Revenue	\$ -	\$ -	\$ -	\$ -	\$ -			
FLSA Expenditures	\$ -	\$ -	\$ -	\$ -	\$ -			
Net Operating Income	\$ 33,549	\$ (9,804)	\$ 43,353	\$ 52,389	\$ (217,115)			
PARKS (1070 & 1075)								
Revenue	\$ 32,133	\$ 34,940	\$ (2,807)	\$ 46,586	\$ 11,646	25%		
Expenditures	\$ 40,979	\$ 68,415	\$ (27,436)	\$ 91,220	\$ -	0%		
Net Operating Income	\$ (8,846)	\$ (33,475)	\$ 24,629	\$ (44,634)	\$ 11,646			
LIBRARY (1080)								
Revenue	\$ 4,419	\$ 4,955	\$ (536)	\$ 10,124	\$ 5,169	51%		
Expenditures	\$ 8,613	\$ 11,693	\$ (3,080)	\$ 15,591	\$ -	0%		
Net Operating Income	\$ (4,194)	\$ (6,738)	\$ 2,544	\$ (5,467)	\$ -			
REFUSE (1090)								
Revenue	\$ 270,154	\$ 297,475	\$ (27,321)	\$ 396,633	\$ 99,158	25%		
Expenditures	\$ 216,896	\$ 276,372	\$ (59,476)	\$ 368,496	\$ -	0%		
Net Operating Income	\$ 53,258	\$ 21,103	\$ 32,155	\$ 28,137	\$ -			
SEWER (2000)								
Revenue	\$ 343,030	\$ 391,061	\$ (48,031)	\$ 521,414	\$ 130,353	25%		
Expenditures	\$ 243,903	\$ 347,488	\$ (103,585)	\$ 463,317	\$ -	0%		
Net Operating Income	\$ 99,127	\$ 43,573	\$ 55,554	\$ 58,097	\$ 130,353			
WATER (3000)								
Revenue	\$ 413,145	\$ 450,532	\$ (37,387)	\$ 600,710	\$ 150,178	25%		
Expenditures	\$ 251,038	\$ 421,924	\$ (170,886)	\$ 562,565	\$ -	0%		
Net Operating Income	\$ 162,107	\$ 28,608	\$ 133,499	\$ 38,145	\$ 150,178	0		

SUBTOTAL OF ALL OPERATING FUNDS										
Revenue										
Expenditures (including Admin)										
Net Operating Income	\$ 1,364,821	\$ 1,505,332	\$ (140,511)	\$ 2,076,086	\$ 570,754	\$ 2,076,086	\$ 1,890,627	\$ 472,656	\$ 27%	\$ 25%
	\$ 977,780	\$ 1,417,971	\$ (440,191)	\$ 1,890,627	\$ 472,656	\$ 1,890,627	\$ 1,890,627	\$ 472,656		
	\$ 387,041	\$ 87,361	\$ 299,680	\$ 185,459	\$ -	\$ 185,459	\$ -	\$ -		
Non Operating Revenue/Expense										
LAIIF Interest Income	\$ 2,520	\$ 5,352	\$ (2,832)	\$ 7,136	\$ -	\$ 7,136	\$ -	\$ -		
CERBT Earnings	\$ (4,775)		\$ (4,775)	\$ 14,353	\$ -	\$ 14,353	\$ -	\$ -		
NET INCOME/LOSS	\$ 384,786	\$ 92,713	\$ (7,607)	\$ 206,948	\$ -	\$ 206,948	\$ -	\$ -		

BUDGETED FINANCIAL GOALS AND OBLIGATIONS										
SET ASIDES/CAPITAL OUTLAYS										
Administrative Restricted Set Asides										
Administrative Set Asides	\$ -	\$ -	\$ -	\$ 106,000	\$ 106,000	\$ -	\$ -	\$ -	\$ -	100%
Administrative Capital Outlays	\$ -			\$ -	\$ -	\$ -	\$ -	\$ -	\$ -	
Alley Restricted Set Asides				\$ -	\$ -	\$ -	\$ -	\$ -	\$ -	
Alley Set Asides		\$ -	\$ -	\$ 3,292	\$ 3,292	\$ -	\$ -	\$ -	\$ -	100%
Alley Capital Outlays		\$ -	\$ -	\$ -	\$ -	\$ -	\$ -	\$ -	\$ -	
Lights Restricted Set Asides	\$ -	\$ -	\$ -	\$ -	\$ -	\$ -	\$ -	\$ -	\$ -	
Lights Set Asides	\$ -	\$ -	\$ -	\$ -	\$ -	\$ -	\$ -	\$ -	\$ -	100%
Lights Capital Outlays	\$ -	\$ -	\$ -	\$ 977	\$ 977	\$ -	\$ -	\$ -	\$ -	
Park Restricted Set Asides	\$ -	\$ -	\$ -	\$ -	\$ -	\$ -	\$ -	\$ -	\$ -	
Park Set Asides	\$ -	\$ -	\$ -	\$ 1,897	\$ 1,897	\$ -	\$ -	\$ -	\$ -	100%
Park Capital Outlays	\$ -	\$ -	\$ -	\$ -	\$ -	\$ -	\$ -	\$ -	\$ -	
Fire Restricted Set Asides	\$ -	\$ -	\$ -	\$ -	\$ -	\$ -	\$ -	\$ -	\$ -	
Fire Set Asides	\$ -	\$ -	\$ -	\$ -	\$ -	\$ -	\$ -	\$ -	\$ -	
Fire Capital Outlays	\$ 55,755	\$ -	\$ 55,755	\$ 98,821	\$ 43,066	\$ 98,821	\$ -	\$ -	\$ -	44%
Library Restricted Set Asides	\$ -	\$ -	\$ -	\$ -	\$ -	\$ -	\$ -	\$ -	\$ -	
Library Set Asides	\$ -	\$ -	\$ -	\$ 47	\$ 47	\$ -	\$ -	\$ -	\$ -	100%
Library Capital Outlays	\$ -	\$ -	\$ -	\$ -	\$ -	\$ -	\$ -	\$ -	\$ -	
Refuse Restricted Set Asides	\$ -	\$ -	\$ -	\$ -	\$ -	\$ -	\$ -	\$ -	\$ -	
Refuse Set Asides	\$ -	\$ -	\$ -	\$ 15,671	\$ 15,671	\$ -	\$ -	\$ -	\$ -	100%
Refuse Capital Outlays	\$ -	\$ -	\$ -	\$ 12,300	\$ 12,300	\$ -	\$ -	\$ -	\$ -	100%
Sewer Restricted Set Asides	\$ -	\$ -	\$ -	\$ 13,986	\$ 13,986	\$ -	\$ -	\$ -	\$ -	100%
Sewer Set Asides	\$ -	\$ -	\$ -	\$ 44,215	\$ 44,215	\$ -	\$ -	\$ -	\$ -	100%
Sewer Capital Outlays	\$ -	\$ -	\$ -	\$ 14,000	\$ 14,000	\$ -	\$ -	\$ -	\$ -	100%
Water Restricted Set Asides	\$ -	\$ -	\$ -	\$ 6,917	\$ 6,917	\$ -	\$ -	\$ -	\$ -	100%
Water Set Asides	\$ -	\$ -	\$ -	\$ 134,013	\$ 134,013	\$ -	\$ -	\$ -	\$ -	100%
Water Capital Outlays	\$ 17,411	\$ -	\$ 17,411	\$ 25,500	\$ 8,089	\$ 25,500	\$ -	\$ -	\$ -	32%
Total Set Asides/Capital Outlays	\$ 73,166	\$ -	\$ 73,166	\$ 477,636	\$ 404,470	\$ 477,636	\$ -	\$ -	\$ -	85%
SUBTOTAL OF ALL SET ASIDES AND CAPITAL OUTLAYS										
Net Change in Funds Cash Position	\$ 313,875	\$ 87,361	\$ 226,514	\$ (292,177)	\$ (404,470)	\$ -	\$ -	\$ -	\$ -	

Special Projects											
Old McCloud Courthouse Project											
Revenue										\$ -	\$ -
Carryover										\$ -	\$ -
Expenditures										\$ 209	\$ (209)
Net Operating Income										\$ (209)	\$ -
Mud Creek Restoration											
Reimbursement										\$ -	\$ -
Expenditures										\$ 108,515	\$ 108,515
Balance										\$ 108,515	\$ -
Elk Spring House Project											
Reimbursement	\$ -	\$ -	\$ -	\$ -	\$ -	\$ -	\$ -	\$ -	\$ -	\$ -	\$ -
Expenditures	\$ -	\$ -	\$ -	\$ -	\$ -	\$ -	\$ -	\$ -	\$ -	\$ 30,379	\$ -
Balance	\$ -	\$ -	\$ -	\$ -	\$ -	\$ -	\$ -	\$ -	\$ -	\$ 30,379	\$ -
Upper Elk Sh to Lower Elk SH											
Reimbursement	\$ -	\$ -	\$ -	\$ -	\$ -	\$ -	\$ -	\$ -	\$ -	\$ -	\$ -
Expenditures	\$ -	\$ -	\$ -	\$ -	\$ -	\$ -	\$ -	\$ -	\$ -	\$ -	\$ -
Balance	\$ -	\$ -	\$ -	\$ -	\$ -	\$ -	\$ -	\$ -	\$ -	\$ -	\$ -
FLSA Strike Team											
Reimbursement	\$ -	\$ -	\$ -	\$ -	\$ -	\$ -	\$ -	\$ -	\$ -	\$ 620,293	\$ -
Expenditures	\$ -	\$ -	\$ -	\$ -	\$ -	\$ -	\$ -	\$ -	\$ -	\$ 468,811	\$ -
Balance	\$ -	\$ -	\$ -	\$ -	\$ -	\$ -	\$ -	\$ -	\$ -	\$ 151,482	\$ -

-- UNAUDITED ACTUALS ~ DOES NOT INCLUDE DEPRECIATION AND OTHER ANNUAL TRANSACTIONS --

McCloud Community Services District

Statement of Revenue, Expenditures and Changes in Fund Balance

Unaudited Actuals
January 0, 1900

	2021-2022 Budget Revenue	YTD 2021-22 Expense	Re	Re	Remaining Fund \$	Remaining Fund %
General (1010)	\$ 78,000	\$ -	%	%	\$ 78,000	100%
ALLEYS (1050)	\$ 40,848	\$ 27,372	%	%	\$ 13,476	33%
STREET LIGHTS (1060)	\$ 19,536	\$ 14,256	%	%	\$ 5,280	27%
FIRE (1040)	\$ 362,235	\$ 73,775	%	%	\$ 288,460	80%
PARKS (1070 & 1075)	\$ 46,586	\$ 40,979	%	%	\$ 5,607	12%
LIBRARY (1080)	\$ 10,124	\$ 8,613	%	%	\$ 1,511	15%
REFUSE (1090)	\$ 396,633	\$ 216,896	%	%	\$ 179,737	45%
SEWER (2000)	\$ 521,414	\$ 243,903	%	%	\$ 277,511	53%
WATER (3000)	\$ 600,710	\$ 251,038	%	%	\$ 349,672	58%
SUBTOTAL OF ALL OPERATING FUNDS	\$ 2,076,086	\$ 876,832	%	%	\$ 1,199,254	58%

MCS D Cash Position:						
5 Star MM Reserve Account					\$ 2,317,124	
Operating Bank Account <small>5 Star and Banner Bank</small>					\$ 1,857,035	
Springhouse Project Advance					\$ 253,054	
Old Court house Cash Balance					\$ 2,998	
CERBT Account					\$ 377,602	

includes Springhouse Project Advance of \$253,054 and Strike Team net cash of

McCloud Community Services District

Statement of Revenue, Expenditures and Changes in Fund Balance

Unaudited Actuals	Fiscal Year 2021-22 YTD Actual	Fiscal Year 2021-22 Budget	Re	Re	Remaining Fund Total	Remaining Fund %
General (1010)						
Revenue	\$ 53,477	\$ 78,000			\$ (24,523)	-46%
ALLEYS (1050)						
Revenue	\$ 27,107	\$ 40,848			\$ (13,741)	-51%
Expenses	\$ 27,372	\$ 60,260			\$ (32,888)	-120%
STREET LIGHTS (1060)						
Revenue	\$ 13,084	\$ 19,536			\$ (6,452)	-49%
Expenses	\$ 14,256	\$ 19,332			\$ (5,076)	-36%
FIRE (1040)						
Revenue	\$ 208,272	\$ 362,235			\$ (153,963)	-74%
Expenses	\$ 174,723	\$ 309,846			\$ (135,123)	-77%
PARKS (1070 & 1075)						
Revenue	\$ 32,133	\$ 46,586			\$ (14,453)	-45%
Expenses	\$ 40,979	\$ 91,220			\$ (50,241)	-123%
LIBRARY (1080)						
Revenue	\$ 4,419	\$ 10,124			\$ (5,705)	0%
Expenses	\$ 8,613	\$ 15,591			\$ (6,978)	-81%
REFUSE (1090)						
Revenue	\$ 270,154	\$ 396,633			\$ (126,479)	-47%
Expenses	\$ 216,896	\$ 368,496			\$ (151,600)	-70%
SEWER (2000)						
Revenue	\$ 343,030	\$ 521,414			\$ (178,384)	-52%
Expenses	\$ 243,903	\$ 463,317			\$ (219,414)	-90%
WATER (3000)						
Revenue	\$ 413,145	\$ 600,710			\$ (187,565)	-45%
Expenses	\$ 251,038	\$ 562,565			\$ (311,527)	-124%
FUNDS REVENUE	\$ 1,364,821	\$ 2,076,086			\$ (711,265)	-52%
FUNDS EXPENSE	\$ 977,780	\$ 1,890,627		%	\$ (912,847)	-93%

Does not include \$343,488 of FLSA Strike Team PR expense